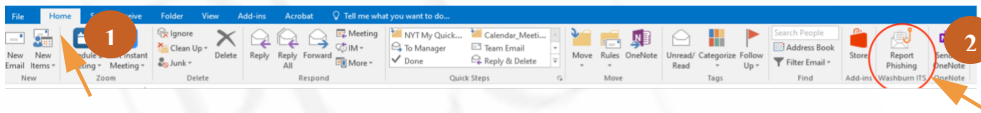


HOW TO REPORT A PHISHING EMAIL IN OUTLOOK



Did you know you can report a phishing email easily to Information Technology (IT)? You can do it straight from any versions of Outlook. This method is better than a forward, as it will capture all pertinent info needed to respond and address a phishing campaign.

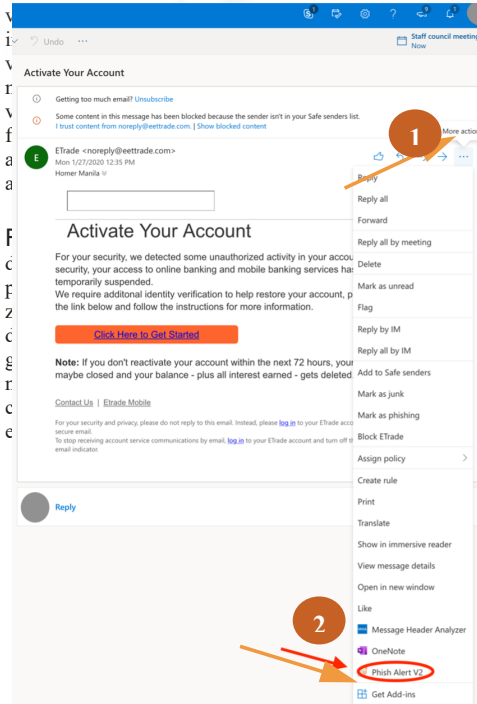
DESKTOP OUTLOOK (Under the home tab)



OUTLOOK WEB ACCESS (Under the ellipsis (...))

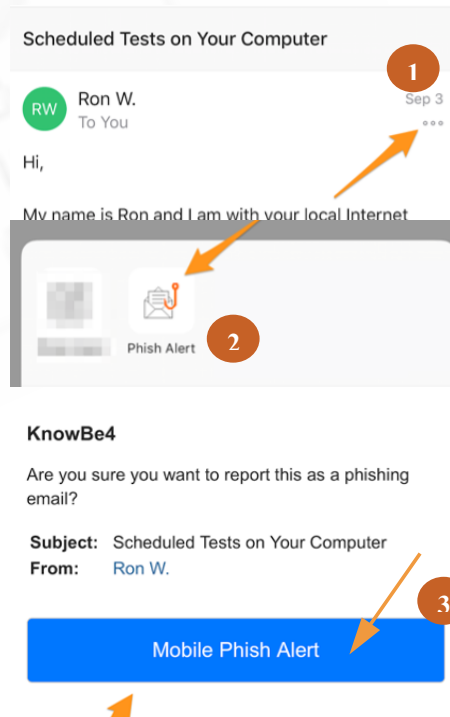
(Under the ellipsis (...))

QUIS NOSTU

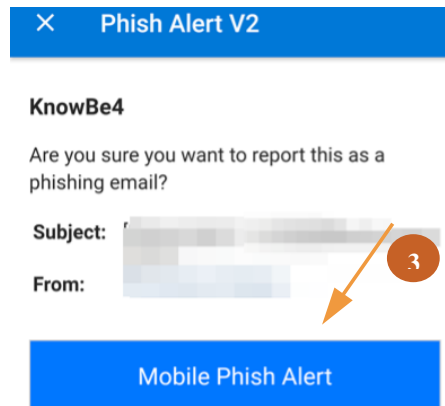
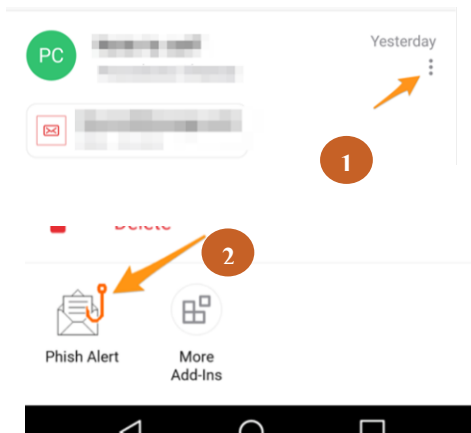


OUTLOOK MOBILE APP AND IOS DEVICES (Under the ellipsis (...))

(Under the ellipsis (...))



OUTLOOK MOBILE APP ON ANDROID DEVICES (Under the three dots)



DID YOU KNOW?

- 94% of malware was delivered via email.
- 93% of social attacks were phishing related.
- 74% of cyber-espionage actions within the public sector involved phishing.
- 65% of attacker groups used spear phishing as the primary infection vector.
- 48% of malicious email attachments are Office files.



WEB
Visit us online at www.piedmontcc.edu/it

PHONE
(336) 322-2300 - Give our Helpdesk a call.

EMAIL
support@piedmontcc.edu - Email the Helpdesk.

IN PERSON
We are located in Building G Room 204