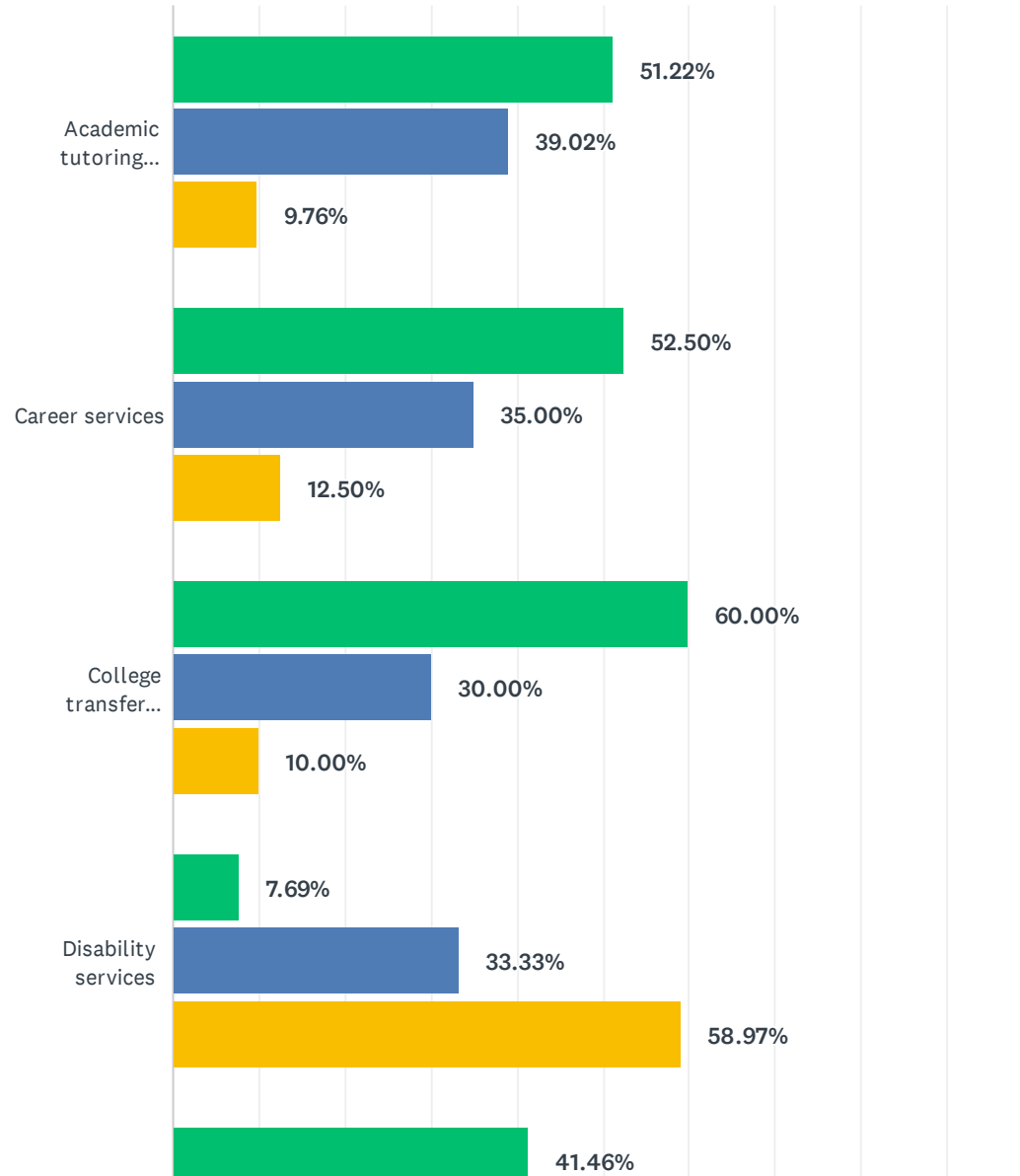


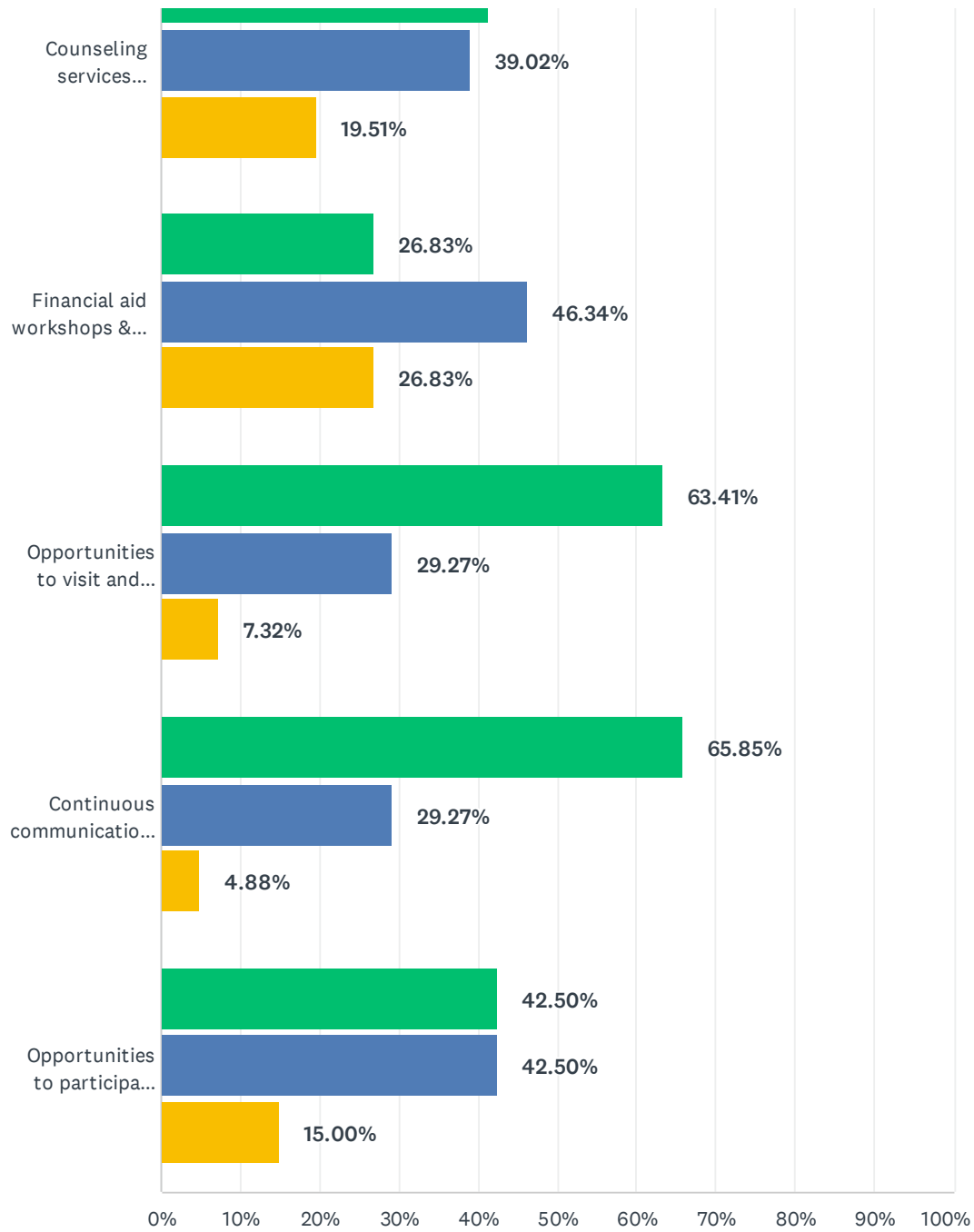
Q1 Student ID Number (Your Student ID is printed on your schedule. If you take this survey in class you can ask your instructor to get your ID from the class roster.)

Answered: 40 Skipped: 1

Q2 Student Assessment of SERVICES Needed

Answered: 41 Skipped: 0



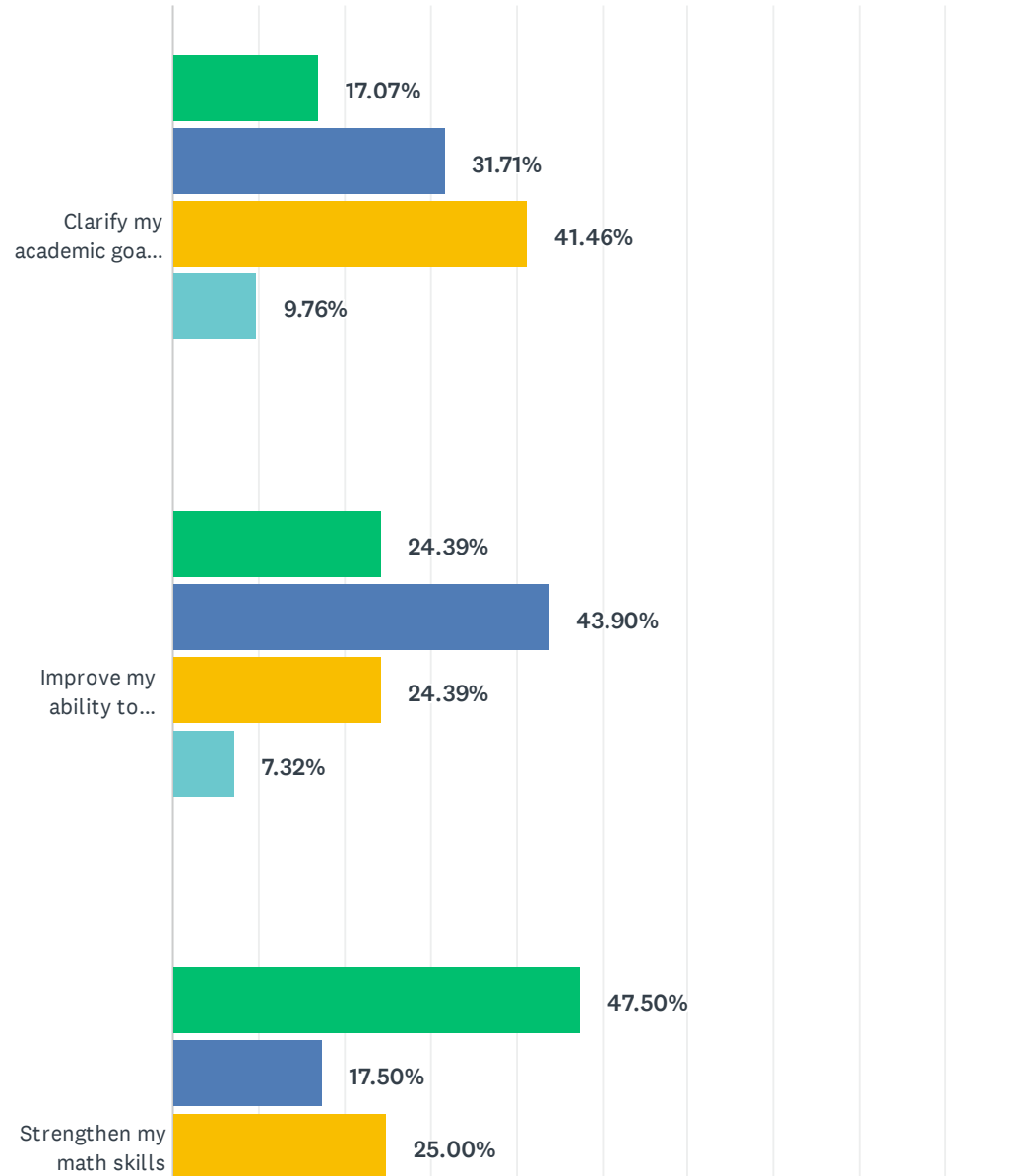


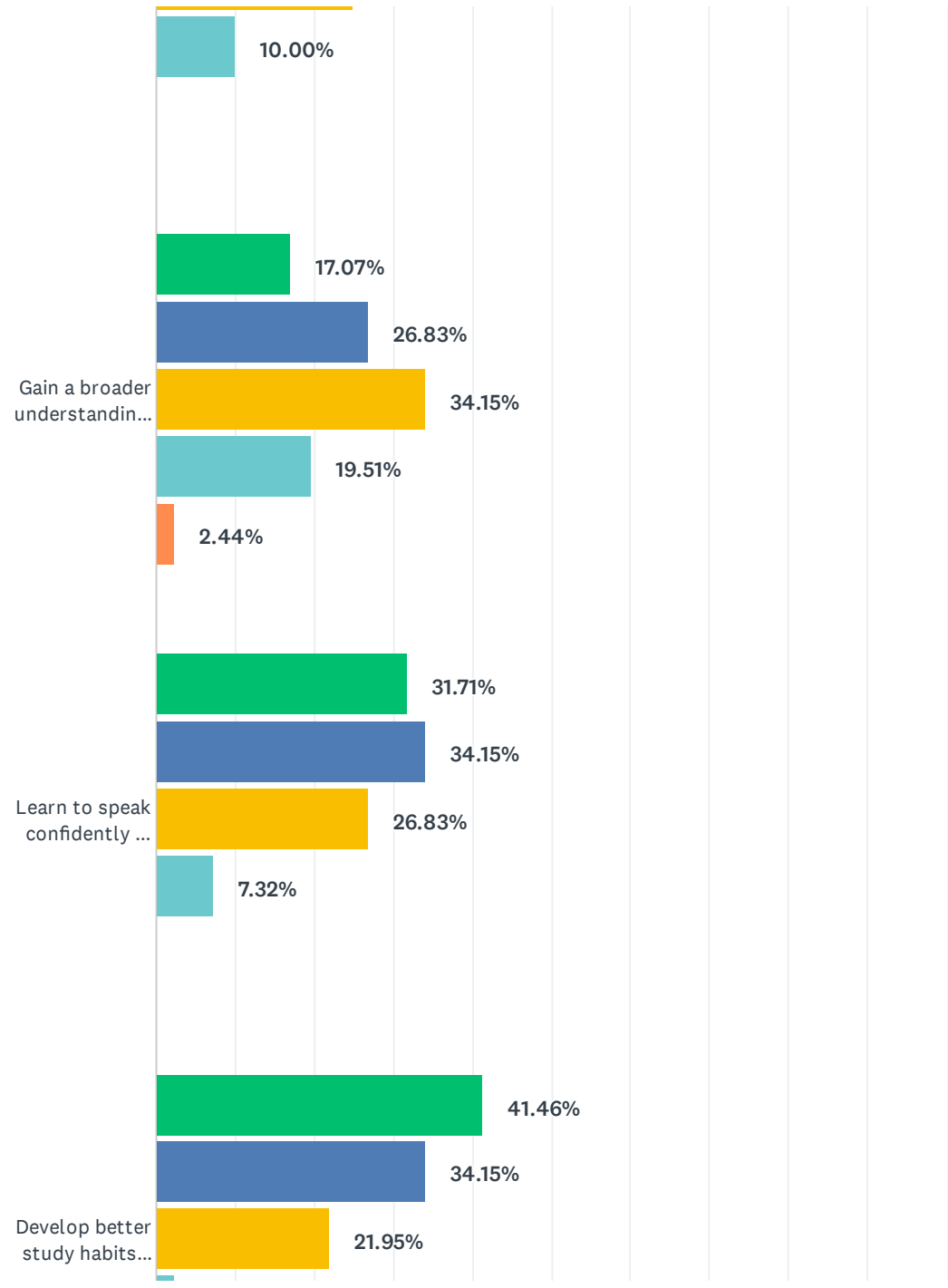
■ I need acce...
 ■ I do not need...
 ■ These servi...

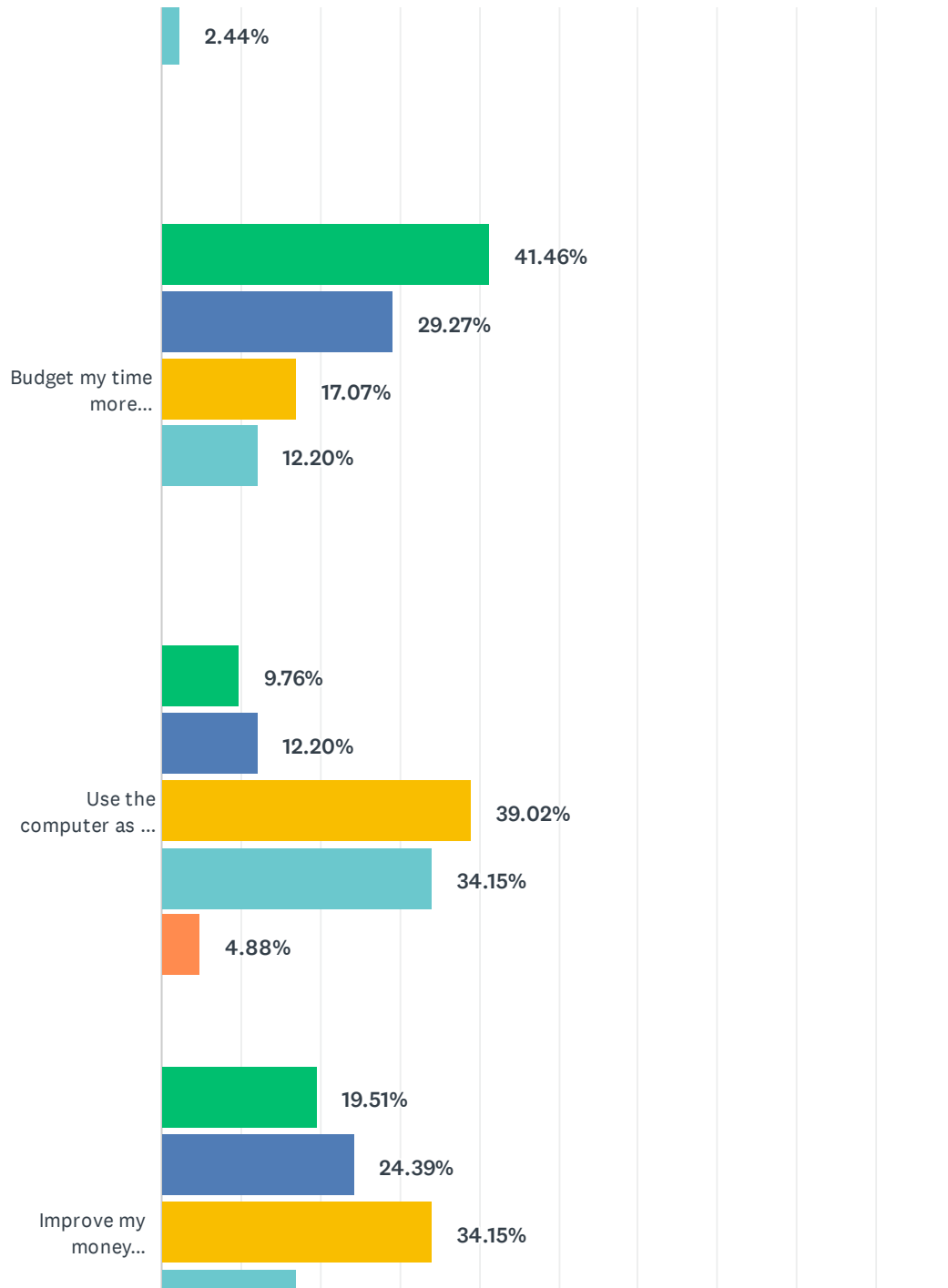
	I NEED ACCESS TO THESE SERVICES	I DO NOT NEED ACCESS TO THESE SERVICES	THESE SERVICES DO NOT APPLY TO ME	TOTAL
Academic tutoring services	51.22% 21	39.02% 16	9.76% 4	41
Career services	52.50% 21	35.00% 14	12.50% 5	40
College transfer services	60.00% 24	30.00% 12	10.00% 4	40
Disability services	7.69% 3	33.33% 13	58.97% 23	39
Counseling services (academic and limited personal counseling and/or referrals)	41.46% 17	39.02% 16	19.51% 8	41
Financial aid workshops & services	26.83% 11	46.34% 19	26.83% 11	41
Opportunities to visit and tour 4-year institutions	63.41% 26	29.27% 12	7.32% 3	41
Continuous communication regarding deadlines and other college services	65.85% 27	29.27% 12	4.88% 2	41
Opportunities to participate in cultural enrichment activities such as attending plays, musicals, museums, etc.	42.50% 17	42.50% 17	15.00% 6	40

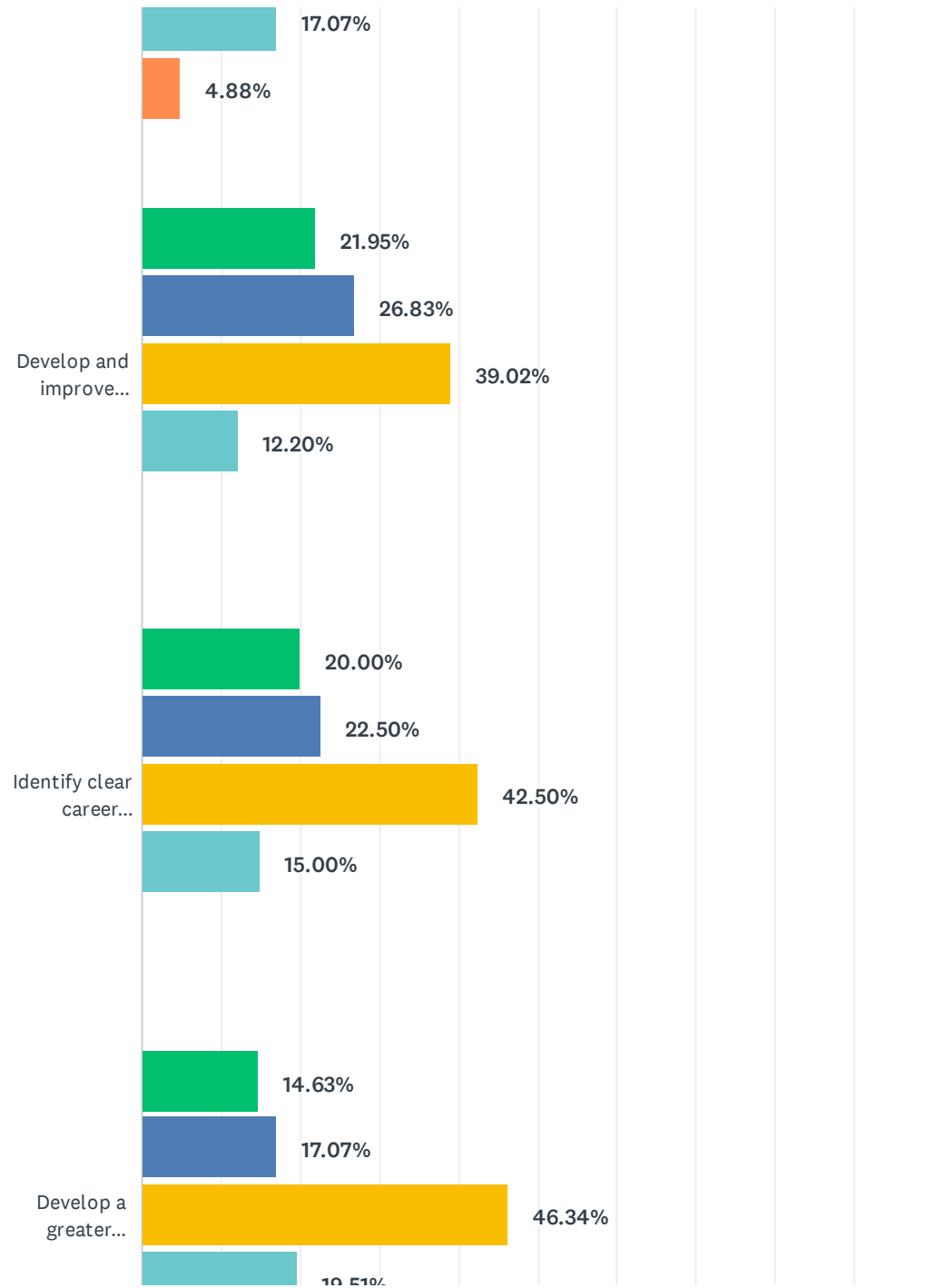
Q3 Student Assessment of Academic/Personal SKILLS

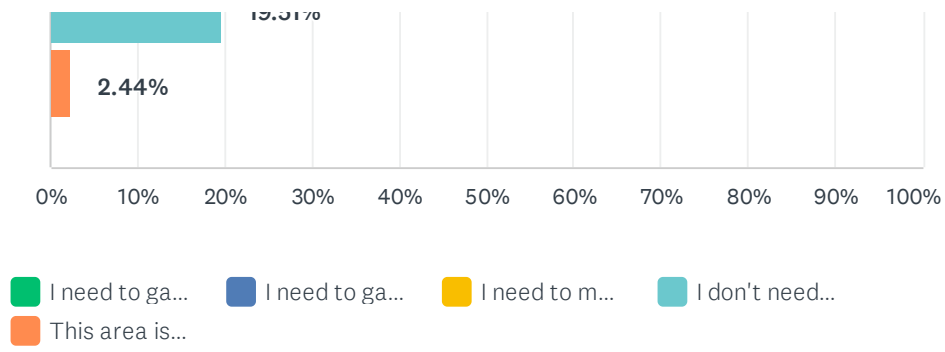
Answered: 41 Skipped: 0







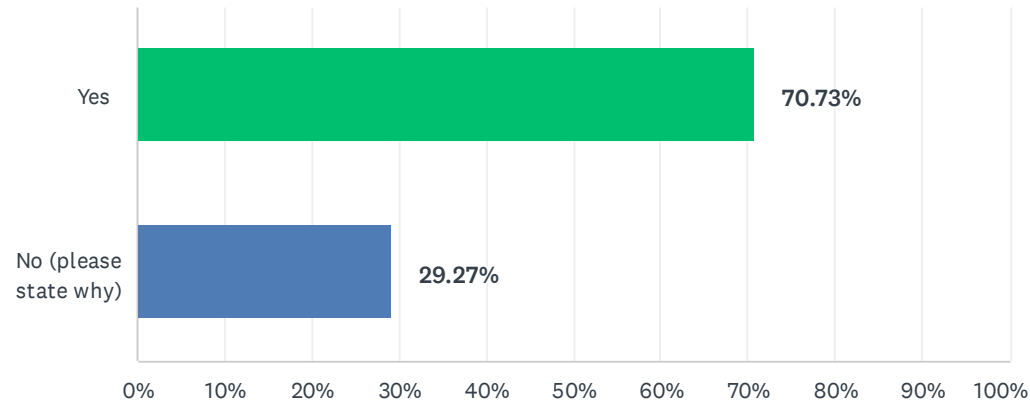




	I NEED TO GAIN A GREAT DEAL OF SKILL IN THIS AREA	I NEED TO GAIN A MODERATE AMOUNT OF SKILL IN THIS AREA	I NEED TO MAKE ONLY A SMALL AMOUNT OF GAIN IN THIS AREA	I DON'T NEED TO MAKE ANY GAINS IN THIS AREA	THIS AREA IS NOT RELEVANT TO ME	TOTAL
Clarify my academic goals & objectives for completing my associate degree	17.07% 7	31.71% 13	41.46% 17	9.76% 4	0.00% 0	41
Improve my ability to write college-level papers	24.39% 10	43.90% 18	24.39% 10	7.32% 3	0.00% 0	41
Strengthen my math skills	47.50% 19	17.50% 7	25.00% 10	10.00% 4	0.00% 0	40
Gain a broader understanding of other cultures	17.07% 7	26.83% 11	34.15% 14	19.51% 8	2.44% 1	41
Learn to speak confidently in front of people	31.71% 13	34.15% 14	26.83% 11	7.32% 3	0.00% 0	41
Develop better study habits & test taking skills	41.46% 17	34.15% 14	21.95% 9	2.44% 1	0.00% 0	41
Budget my time more efficiently	41.46% 17	29.27% 12	17.07% 7	12.20% 5	0.00% 0	41
Use the computer as an academic learning tool	9.76% 4	12.20% 5	39.02% 16	34.15% 14	4.88% 2	41
Improve my money management skills	19.51% 8	24.39% 10	34.15% 14	17.07% 7	4.88% 2	41
Develop and improve personal leadership skills	21.95% 9	26.83% 11	39.02% 16	12.20% 5	0.00% 0	41
Identify clear career objectives	20.00% 8	22.50% 9	42.50% 17	15.00% 6	0.00% 0	40
Develop a greater appreciation for and understanding of current events shaping the region and world in which I live	14.63% 6	17.07% 7	46.34% 19	19.51% 8	2.44% 1	41

Q4 PCC is considering starting a Food Pantry to assist students by offering free, non-perishable foods to students on campus. Would you participate?

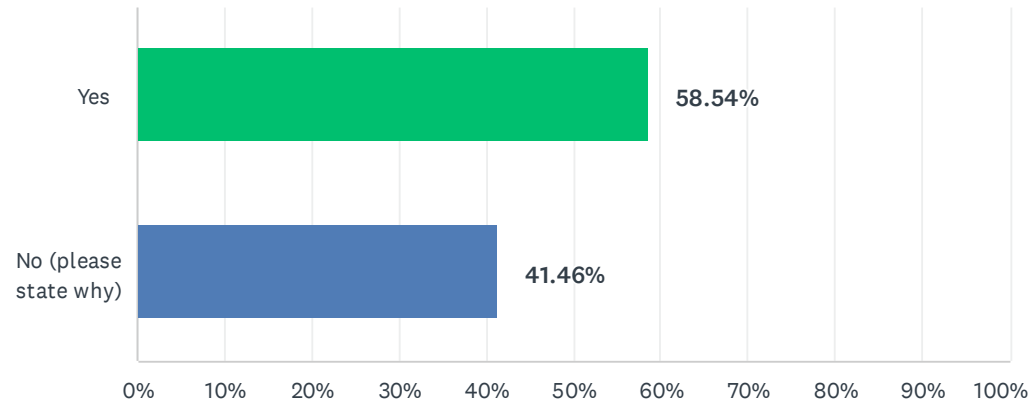
Answered: 41 Skipped: 0



ANSWER CHOICES	RESPONSES	
Yes	70.73%	29
No (please state why)	29.27%	12
TOTAL		41

Q5 PCC offers free mental health counseling services to PCC students and their families. These services can be accessed virtually, in-person, or by telephone. Would you participate?

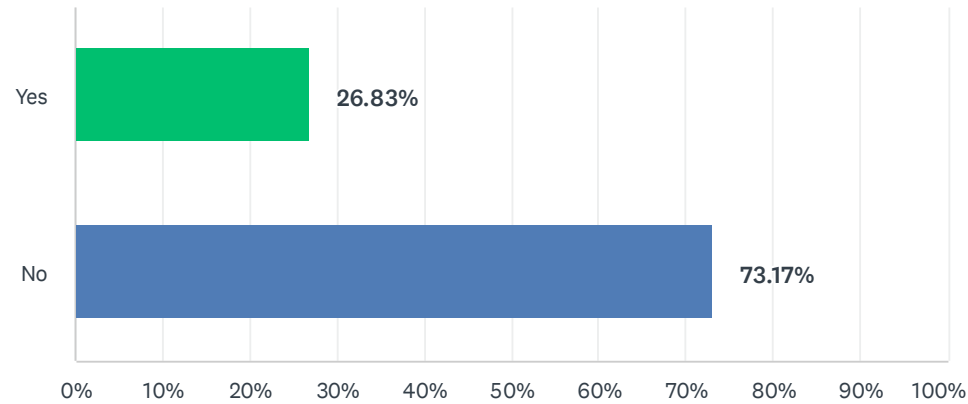
Answered: 41 Skipped: 0



ANSWER CHOICES	RESPONSES	
Yes	58.54%	24
No (please state why)	41.46%	17
TOTAL		41

Q6 Are you interested in joining Student Government Association (SGA)?

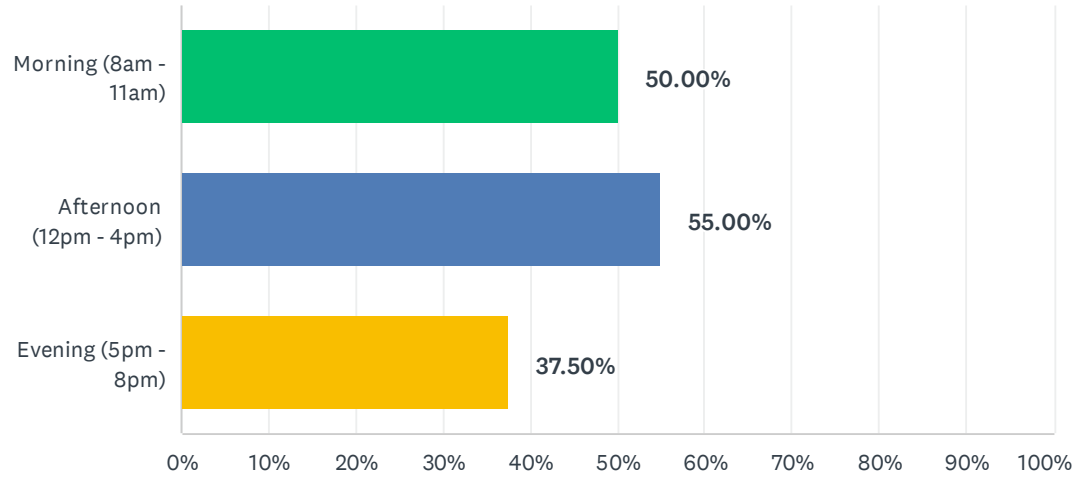
Answered: 41 Skipped: 0



ANSWER CHOICES	RESPONSES	
Yes	26.83%	11
No	73.17%	30
TOTAL		41

Q7 When do you prefer to participate in student activities? (Select all that apply)

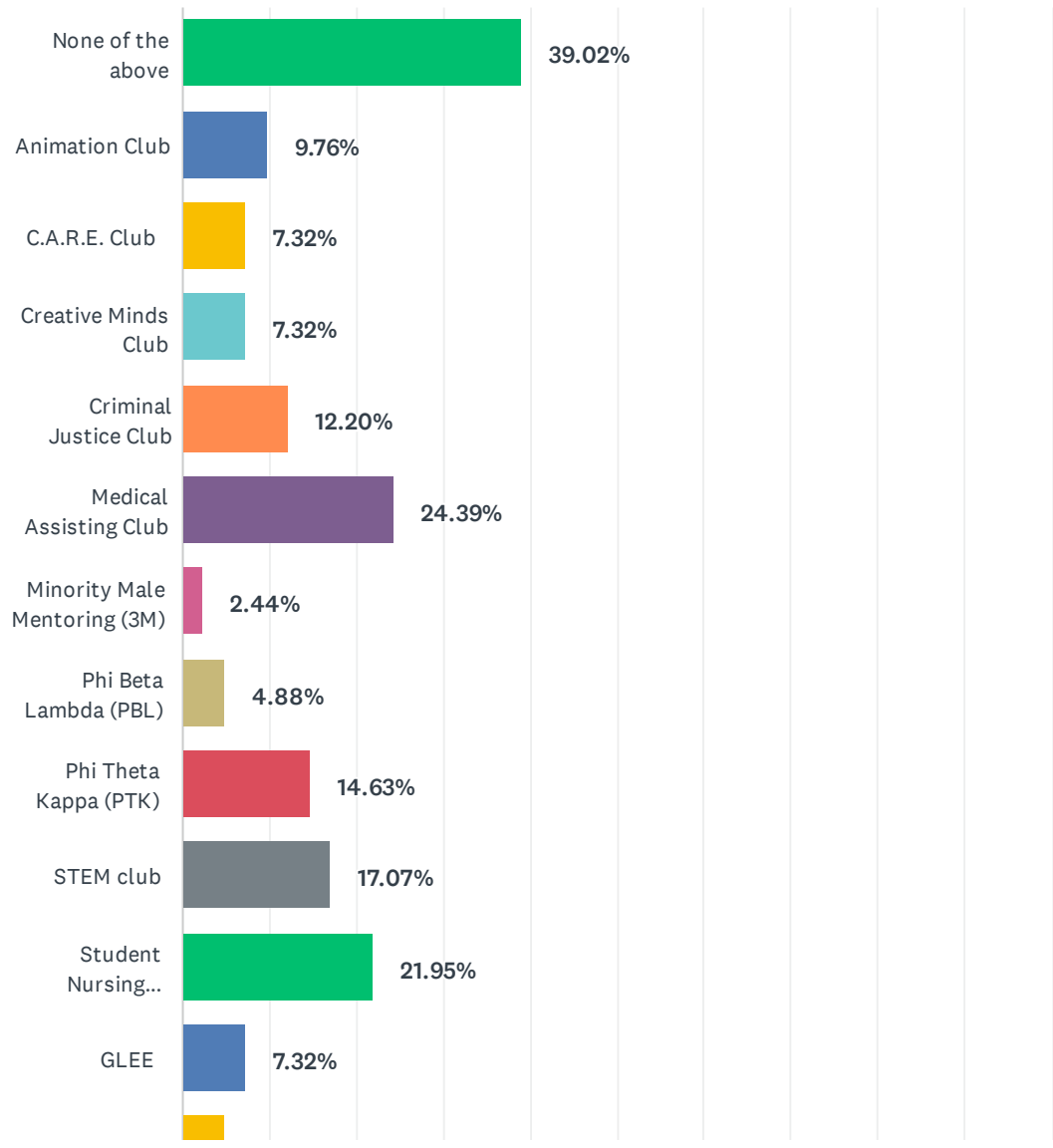
Answered: 40 Skipped: 1

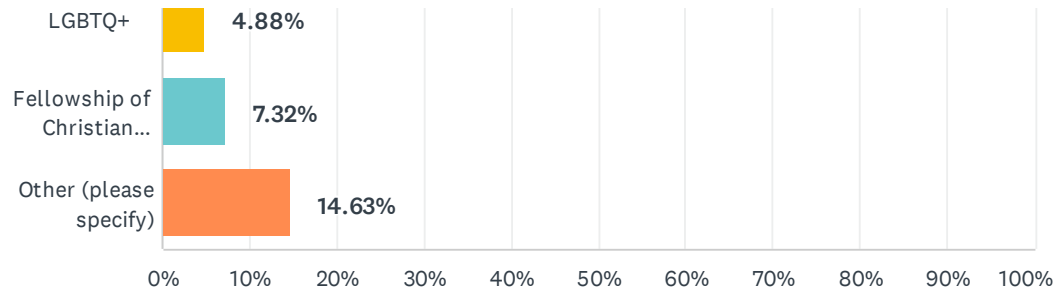


ANSWER CHOICES	RESPONSES	
Morning (8am - 11am)	50.00%	20
Afternoon (12pm - 4pm)	55.00%	22
Evening (5pm - 8pm)	37.50%	15
Total Respondents: 40		

Q8 PCC has student clubs. What clubs, activities, or events would you be interested in starting or joining? (Select all that apply)

Answered: 41 Skipped: 0





ANSWER CHOICES	RESPONSES	
None of the above	39.02%	16
Animation Club	9.76%	4
C.A.R.E. Club	7.32%	3
Creative Minds Club	7.32%	3
Criminal Justice Club	12.20%	5
Medical Assisting Club	24.39%	10
Minority Male Mentoring (3M)	2.44%	1
Phi Beta Lambda (PBL)	4.88%	2
Phi Theta Kappa (PTK)	14.63%	6
STEM club	17.07%	7
Student Nursing Association	21.95%	9
GLEE	7.32%	3
LGBTQ+	4.88%	2
Fellowship of Christian Athletes (Pacer Huddle)	7.32%	3
Other (please specify)	14.63%	6
Total Respondents: 41		

Q9 What topics would you like to learn more about (through awareness booths, guest speakers, performances, etc)?

Answered: 38 Skipped: 3

Q10 Do you have any ideas on ways to get students more active on campus?

Answered: 37 Skipped: 4

Q11 Please share your favorite thing about PCC.

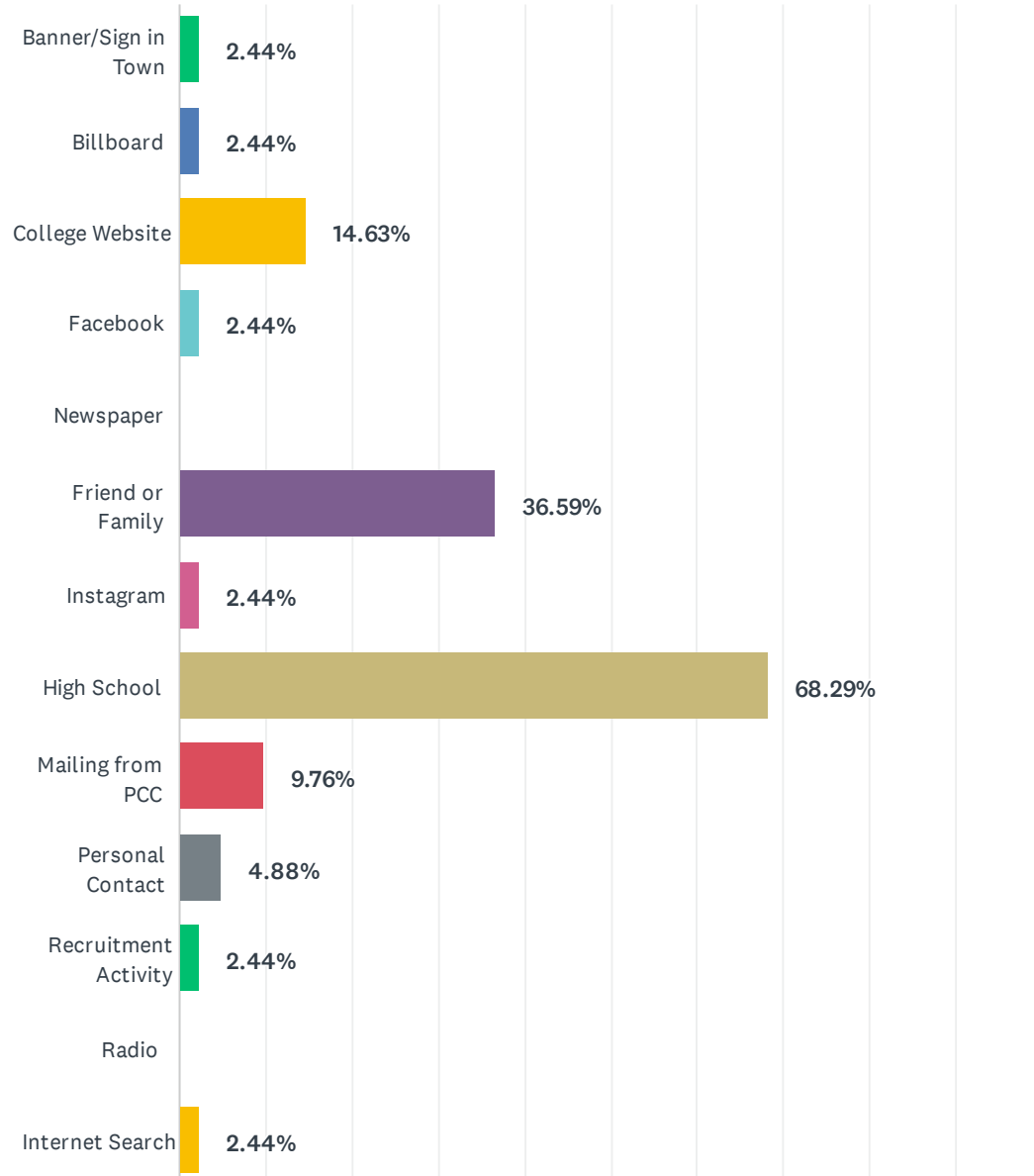
Answered: 39 Skipped: 2

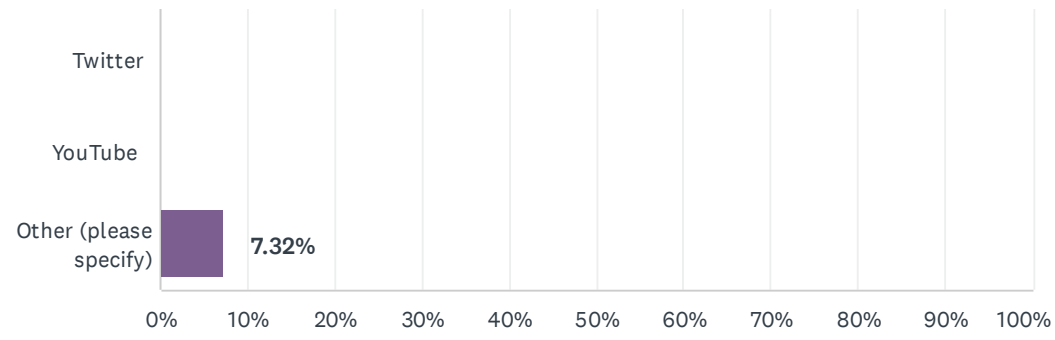
Q12 Please share something you would change about PCC.

Answered: 38 Skipped: 3

Q13 How did you learn about PCC? (Select all that apply)

Answered: 41 Skipped: 0

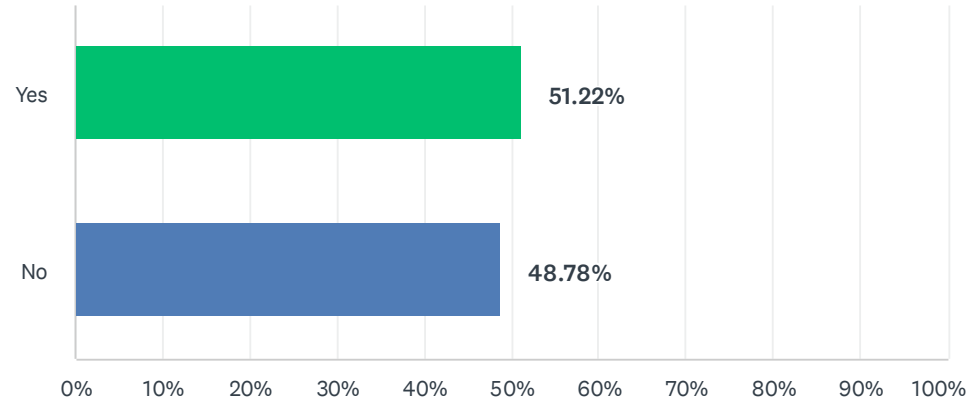




ANSWER CHOICES	RESPONSES	
Banner/Sign in Town	2.44%	1
Billboard	2.44%	1
College Website	14.63%	6
Facebook	2.44%	1
Newspaper	0.00%	0
Friend or Family	36.59%	15
Instagram	2.44%	1
High School	68.29%	28
Mailing from PCC	9.76%	4
Personal Contact	4.88%	2
Recruitment Activity	2.44%	1
Radio	0.00%	0
Internet Search	2.44%	1
Twitter	0.00%	0
YouTube	0.00%	0
Other (please specify)	7.32%	3
Total Respondents: 41		

Q14 Have either of your parents graduated from college with at least a bachelor’s degree?

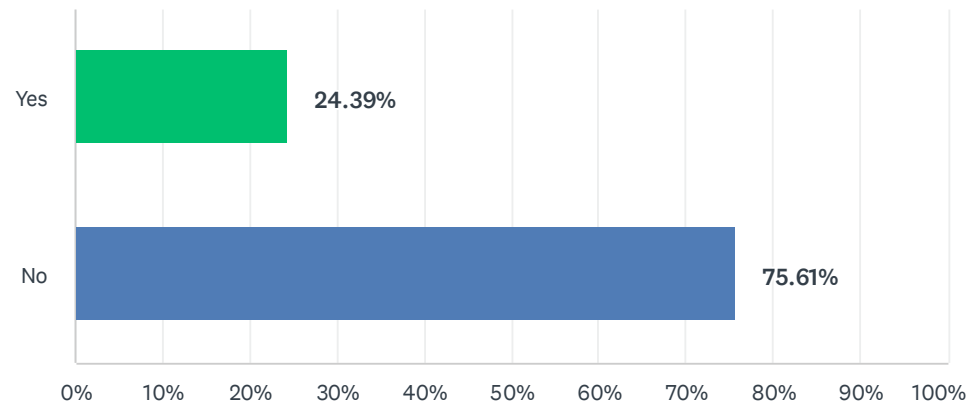
Answered: 41 Skipped: 0



ANSWER CHOICES	RESPONSES	
Yes	51.22%	21
No	48.78%	20
TOTAL		41

Q15 Are you now receiving or have you ever received a Pell grant as part of your student financial aid?

Answered: 41 Skipped: 0



ANSWER CHOICES	RESPONSES	
Yes	24.39%	10
No	75.61%	31
TOTAL		41

Q16 Other Comments:

Answered: 20 Skipped: 21

Q17 If you would like to be contacted about any of the services, skills, events, activities, organizations, or clubs mentioned in this survey, please provide your contact information below, along with your area(s) of interest.

Answered: 15 Skipped: 26

ANSWER CHOICES	RESPONSES	
First Name	100.00%	15
Last Name	100.00%	15
Phone Number (ex. 123-456-7890)	86.67%	13
Email Address	100.00%	15
Area(s) of Interest	60.00%	9