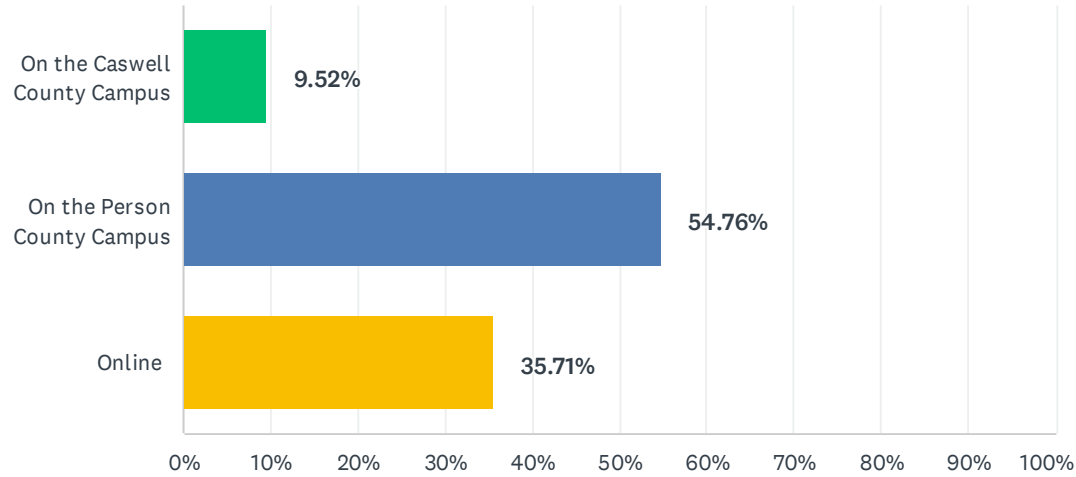


Q1 I take most of my classes:

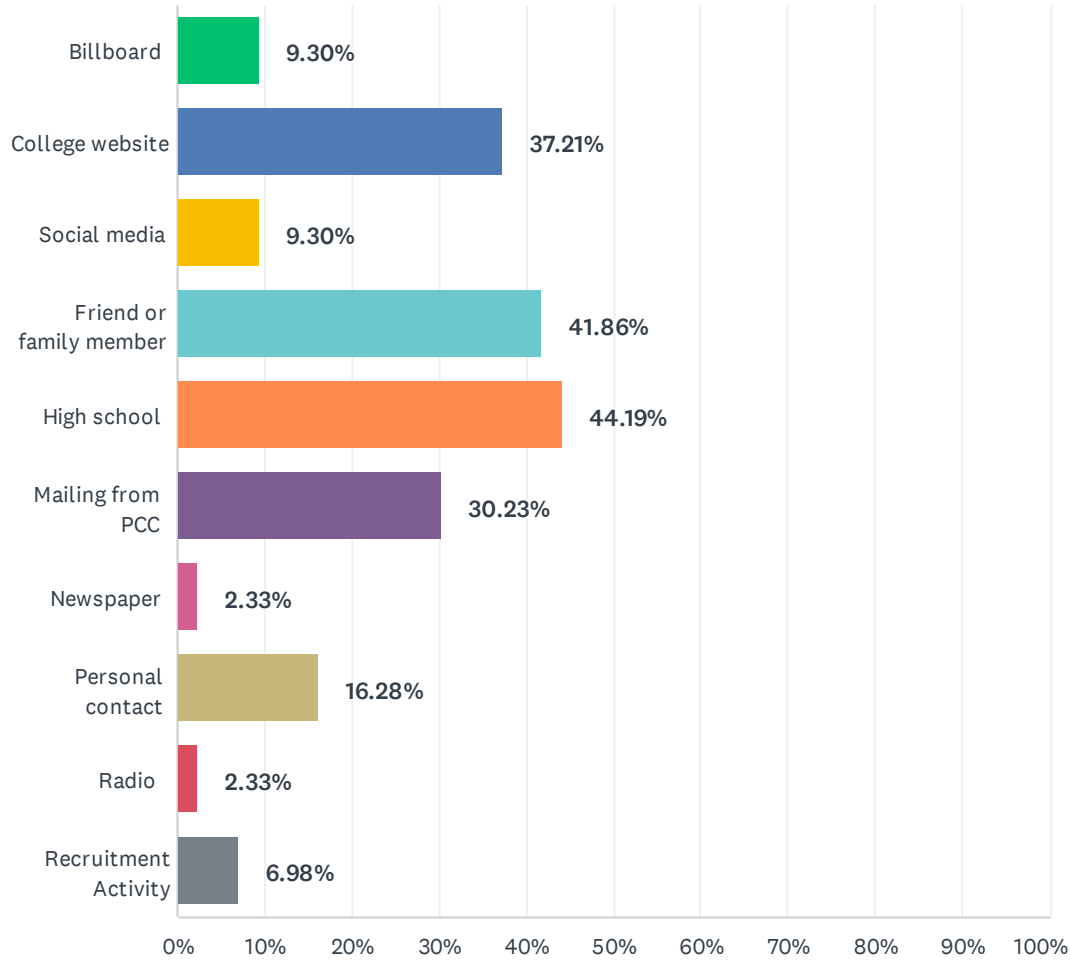
Answered: 42 Skipped: 1



ANSWER CHOICES	RESPONSES	
On the Caswell County Campus	9.52%	4
On the Person County Campus	54.76%	23
Online	35.71%	15
TOTAL		42

Q2 How did you find out about PCC programs and classes? (mark all that apply)

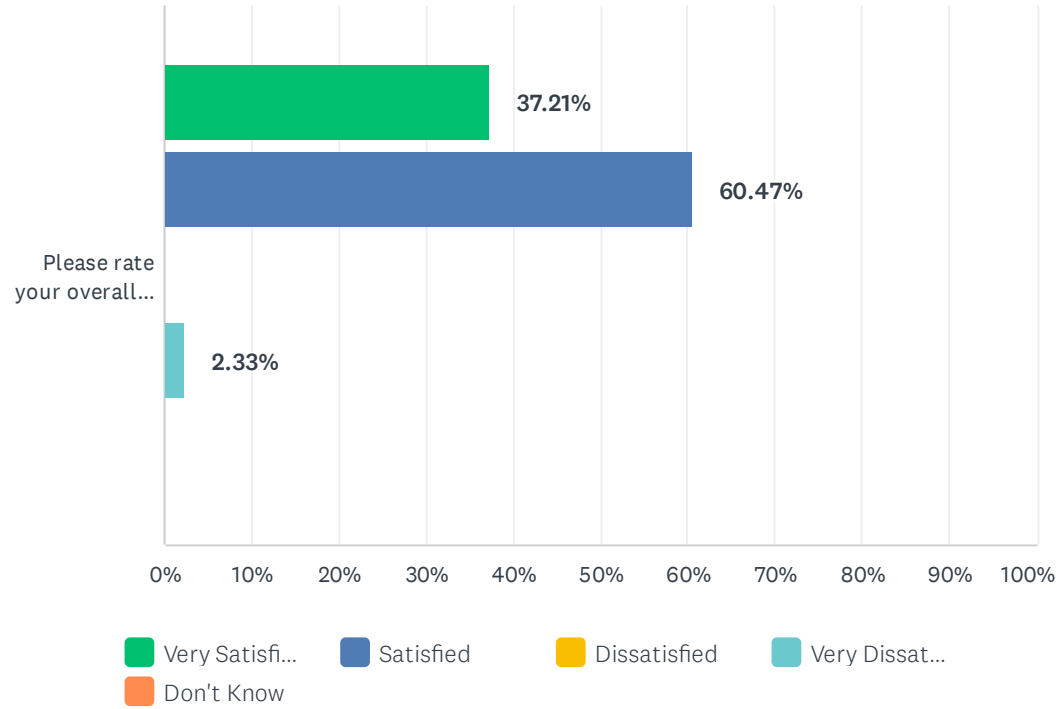
Answered: 43 Skipped: 0



ANSWER CHOICES	RESPONSES	
Billboard	9.30%	4
College website	37.21%	16
Social media	9.30%	4
Friend or family member	41.86%	18
High school	44.19%	19
Mailing from PCC	30.23%	13
Newspaper	2.33%	1
Personal contact	16.28%	7
Radio	2.33%	1
Recruitment Activity	6.98%	3
Total Respondents: 43		

Q3 Piedmont Community College

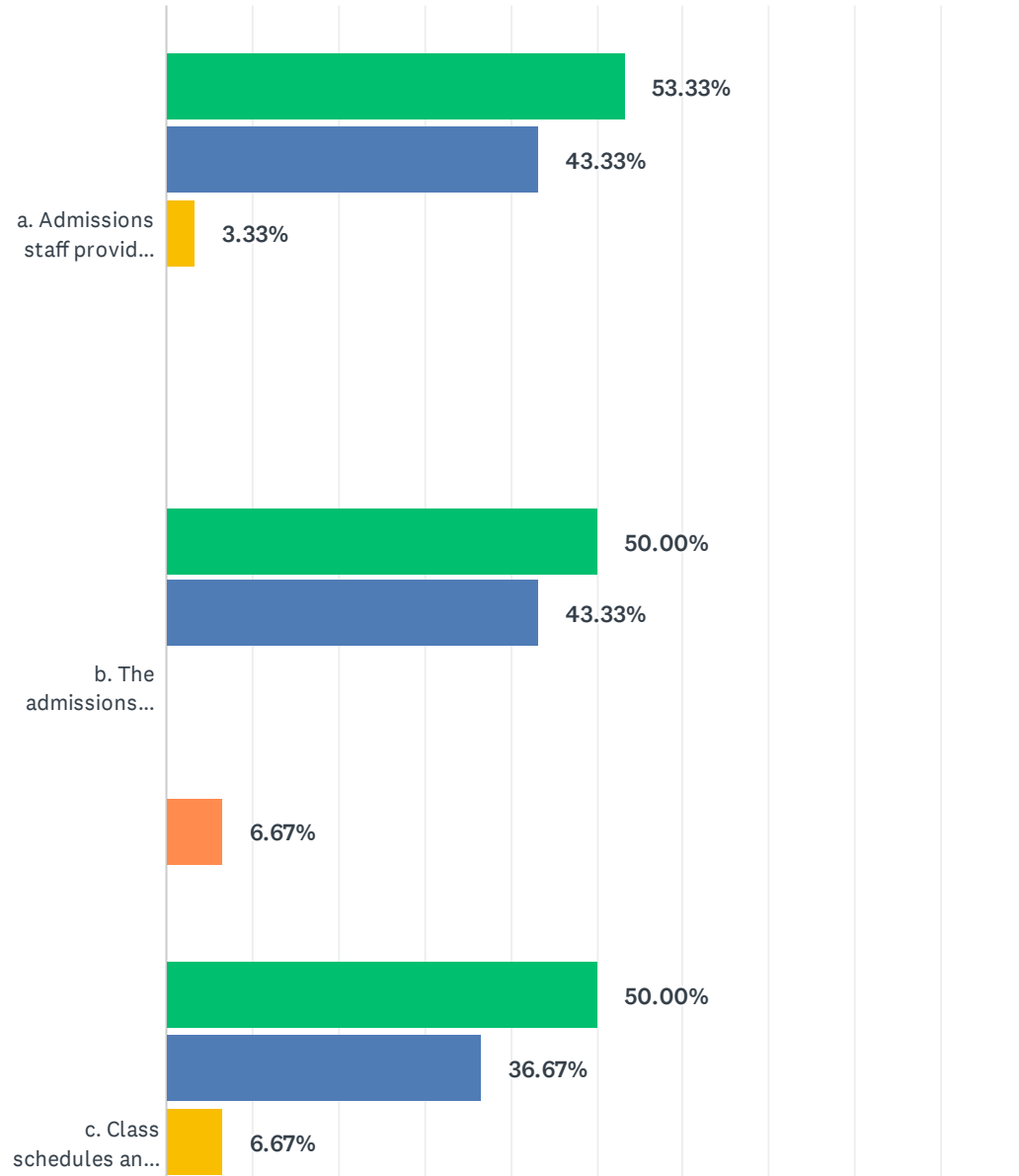
Answered: 43 Skipped: 0

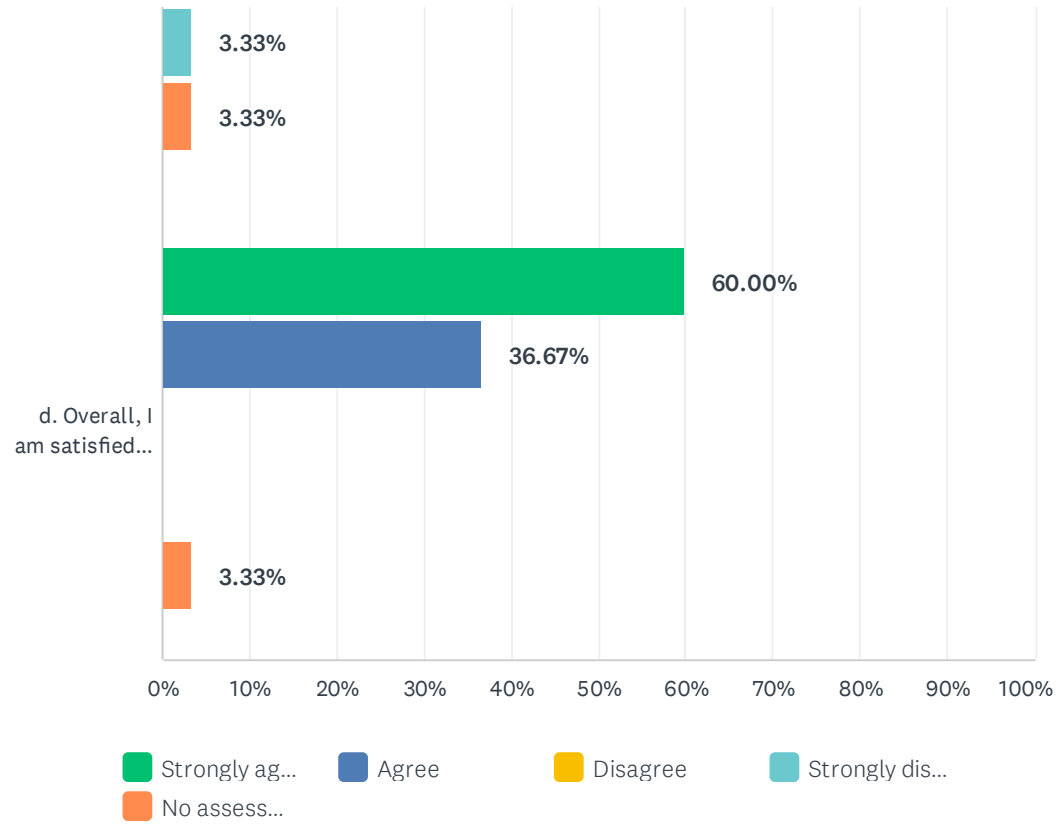


	VERY SATISFIED	SATISFIED	DISSATISFIED	VERY DISSATISFIED	DON'T KNOW	TOTAL	WEIGHTED AVERAGE
Please rate your overall satisfaction with the services provided by Piedmont Community College.	37.21% 16	60.47% 26	0.00% 0	2.33% 1	0.00% 0	43	3.33

Q4 Admissions

Answered: 30 Skipped: 13

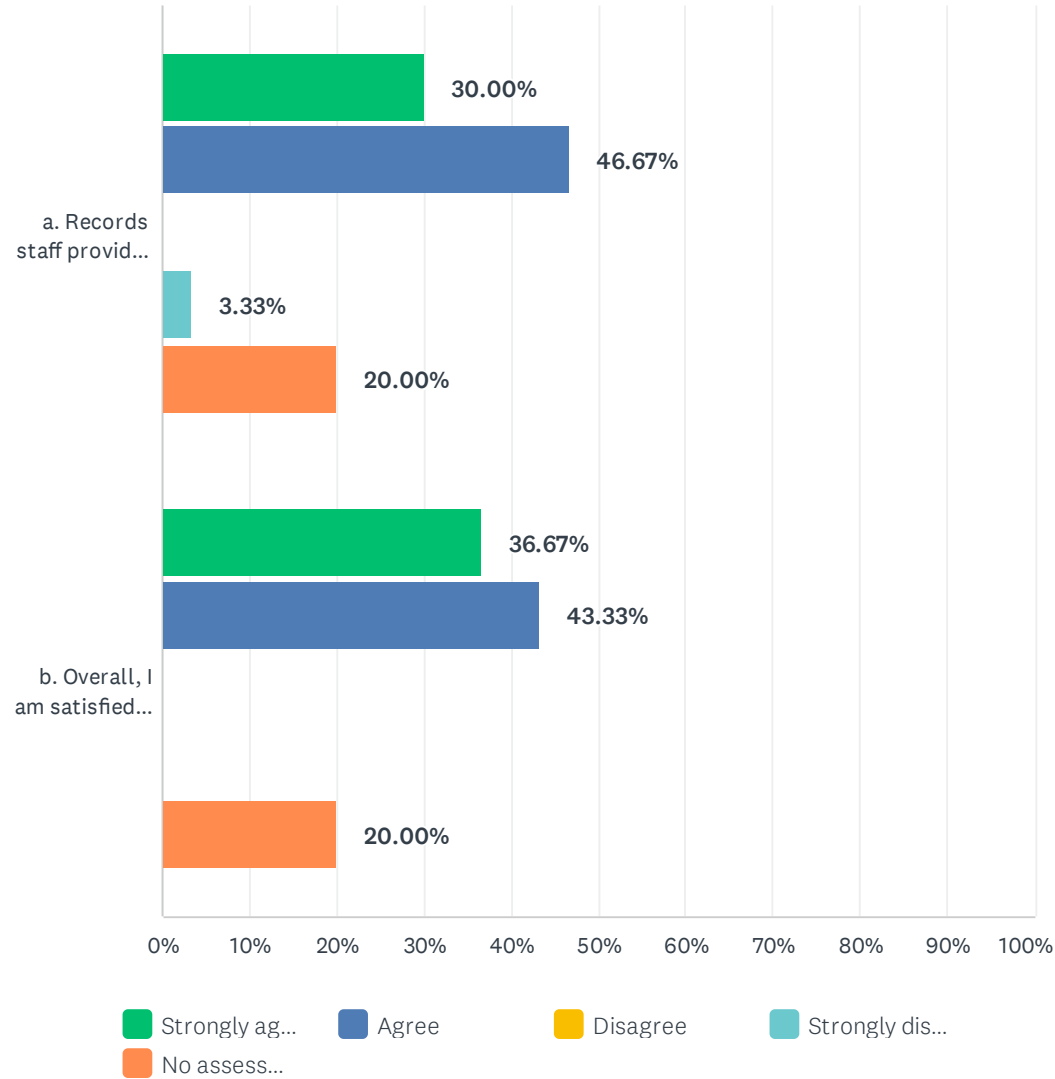




	STRONGLY AGREE	AGREE	DISAGREE	STRONGLY DISAGREE	NO ASSESSMENT	TOTAL	WEIGHTED AVERAGE
a. Admissions staff provide accurate information in a timely manner.	53.33% 16	43.33% 13	3.33% 1	0.00% 0	0.00% 0	30	3.50
b. The admissions application process is easy and efficient.	50.00% 15	43.33% 13	0.00% 0	0.00% 0	6.67% 2	30	3.54
c. Class schedules and program information are easy to access online through Self Service.	50.00% 15	36.67% 11	6.67% 2	3.33% 1	3.33% 1	30	3.38
d. Overall, I am satisfied with the services provided by the Admissions staff.	60.00% 18	36.67% 11	0.00% 0	0.00% 0	3.33% 1	30	3.62

Q5 Student Records (maintains records of courses, student grades, transcripts, etc.)

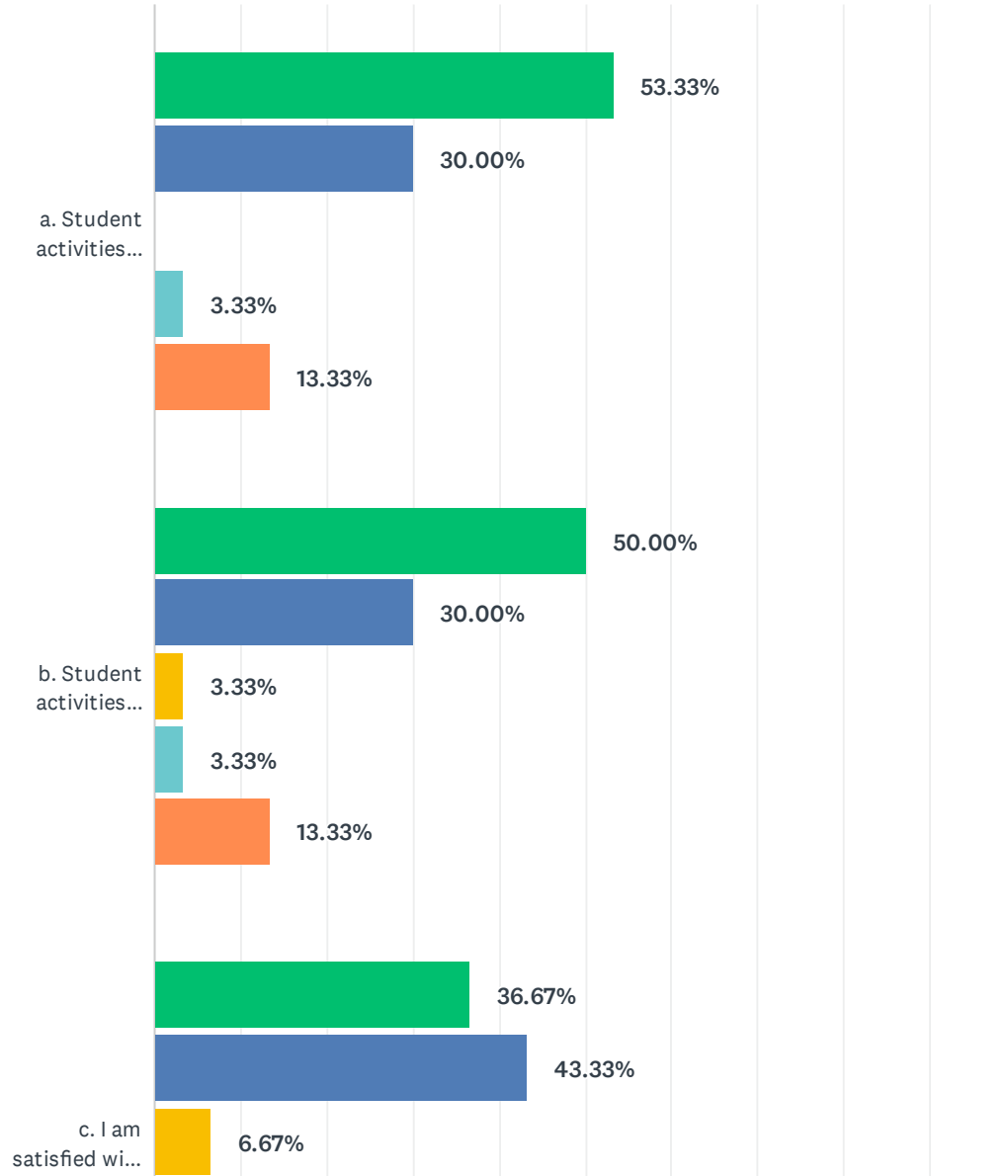
Answered: 30 Skipped: 13

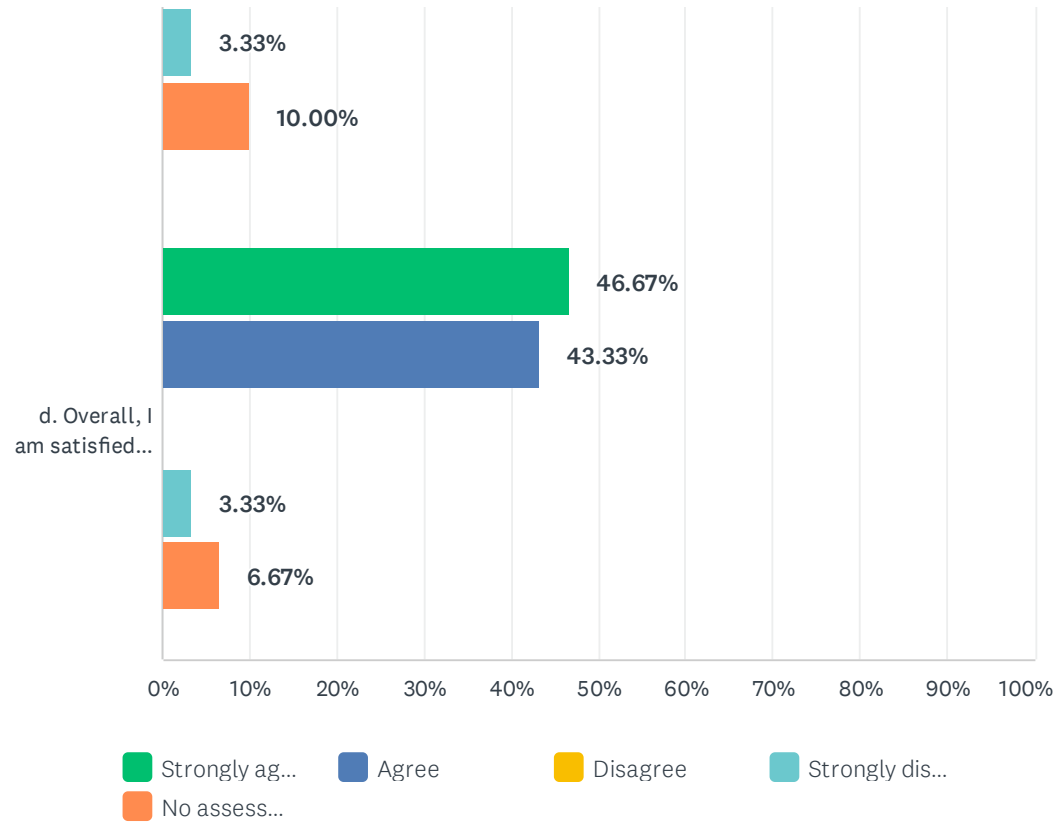


	STRONGLY AGREE	AGREE	DISAGREE	STRONGLY DISAGREE	NO ASSESSMENT	TOTAL	WEIGHTED AVERAGE
a. Records staff provide accurate information about curriculum (CU) and continuing education (CE) classes in a timely manner.	30.00% 9	46.67% 14	0.00% 0	3.33% 1	20.00% 6	30	3.29
b. Overall, I am satisfied with the services provided by the Student Records staff.	36.67% 11	43.33% 13	0.00% 0	0.00% 0	20.00% 6	30	3.46

Q6 Student Engagement

Answered: 30 Skipped: 13





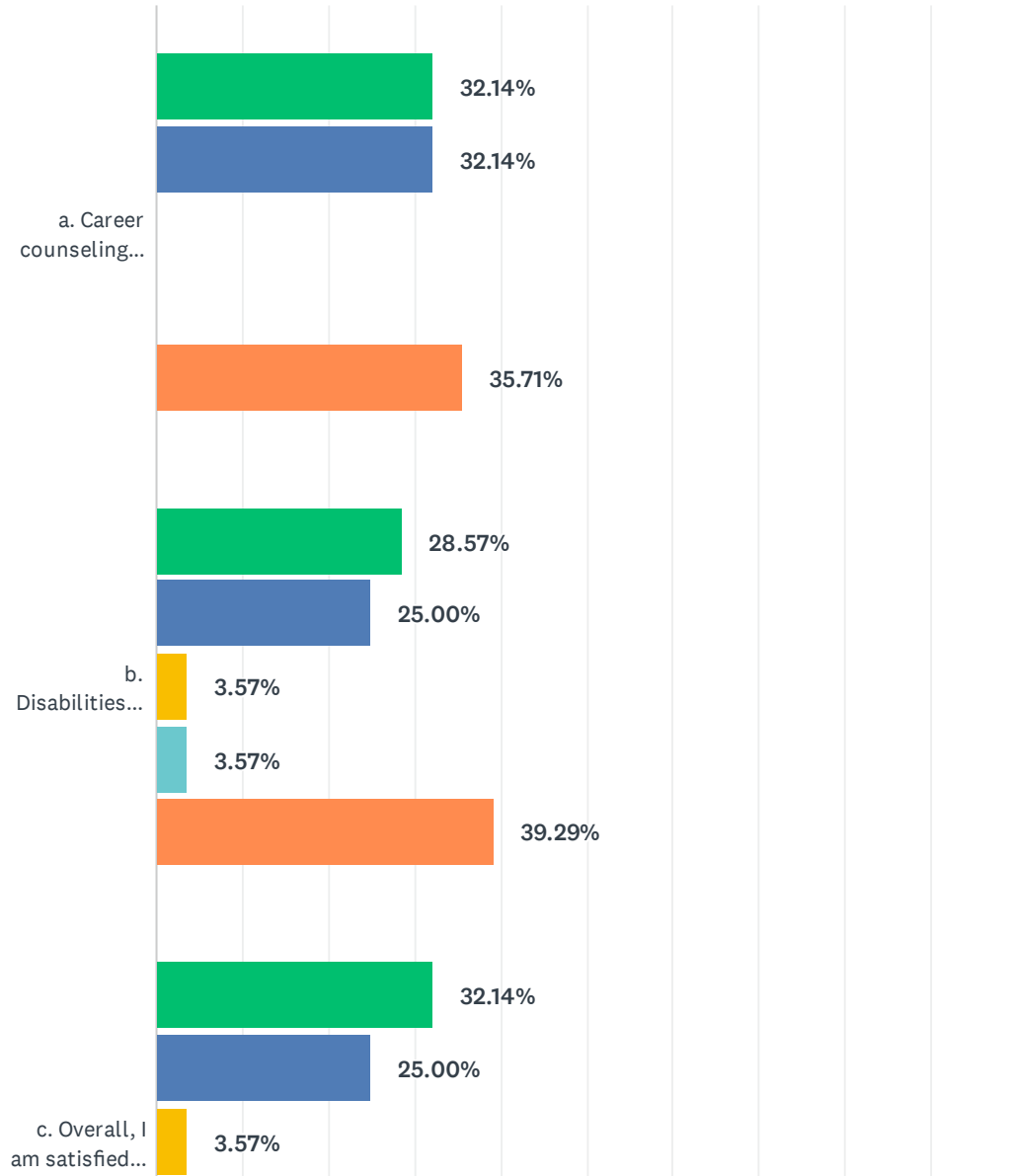
	STRONGLY AGREE	AGREE	DISAGREE	STRONGLY DISAGREE	NO ASSESSMENT	TOTAL	WEIGHTED AVERAGE
a. Student activities staff are friendly.	53.33% 16	30.00% 9	0.00% 0	3.33% 1	13.33% 4	30	3.54
b. Student activities staff provide accurate information in a timely manner.	50.00% 15	30.00% 9	3.33% 1	3.33% 1	13.33% 4	30	3.46
c. I am satisfied with the number and types of clubs and organizations available for students on campus.	36.67% 11	43.33% 13	6.67% 2	3.33% 1	10.00% 3	30	3.26
d. Overall, I am satisfied with services provided for student activities.	46.67% 14	43.33% 13	0.00% 0	3.33% 1	6.67% 2	30	3.43

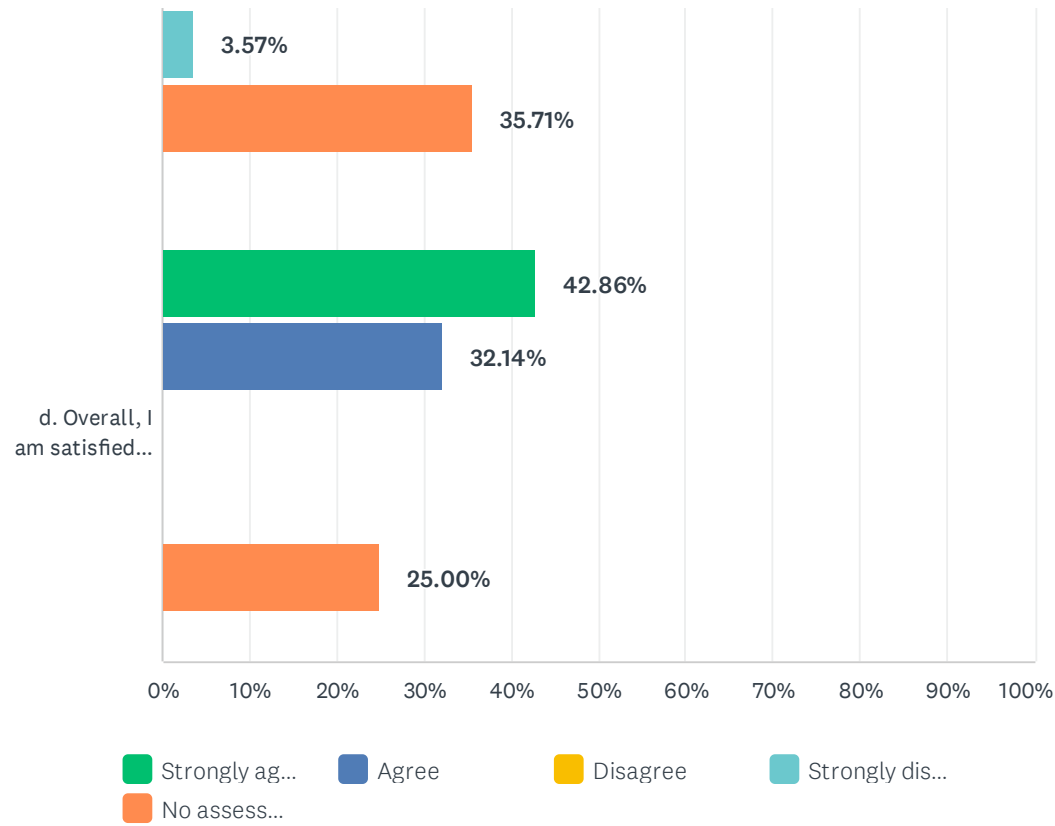
Q7 What activities would you like to see hosted on campus?

Answered: 9 Skipped: 34

Q8 Student Development

Answered: 28 Skipped: 15

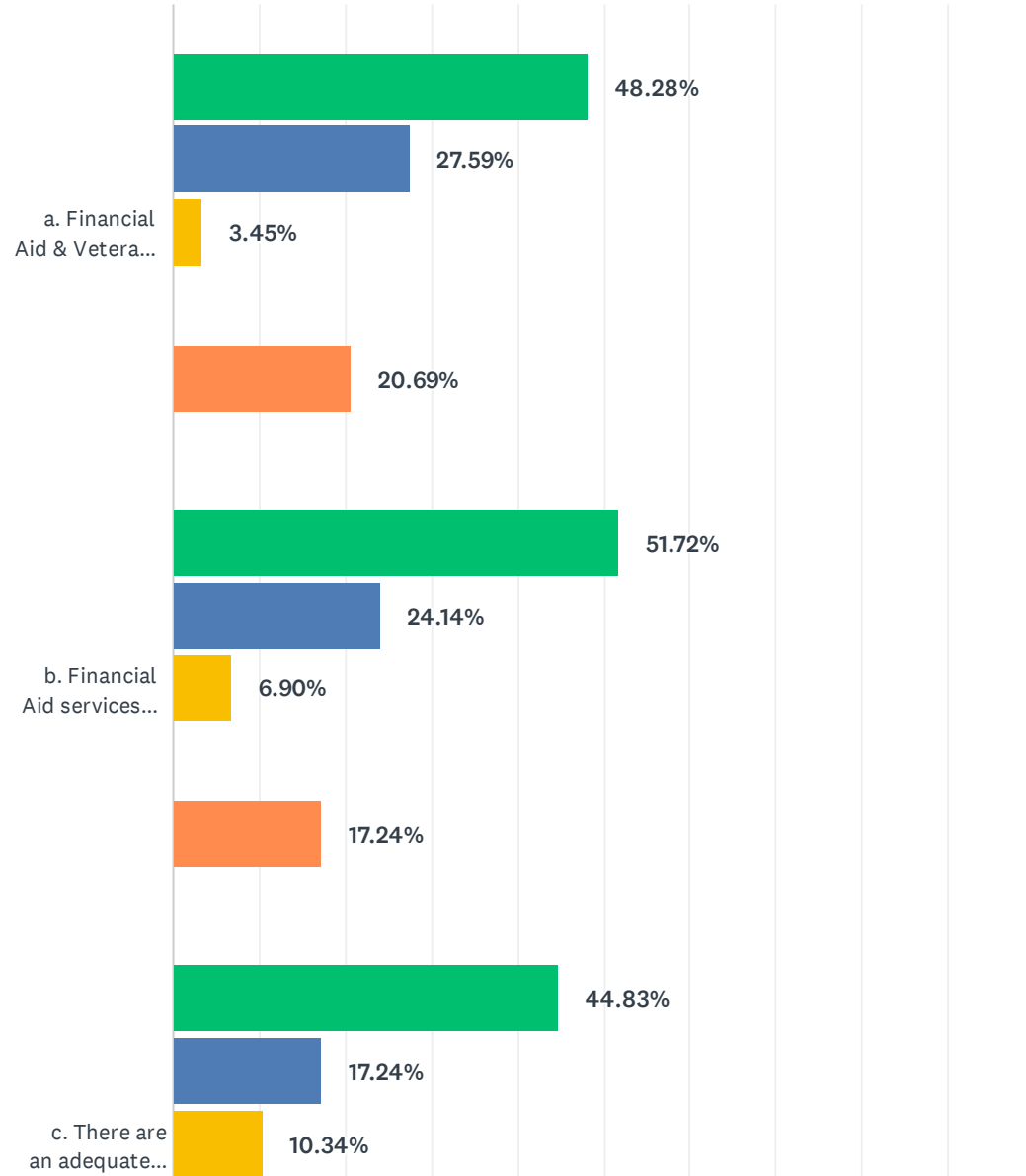


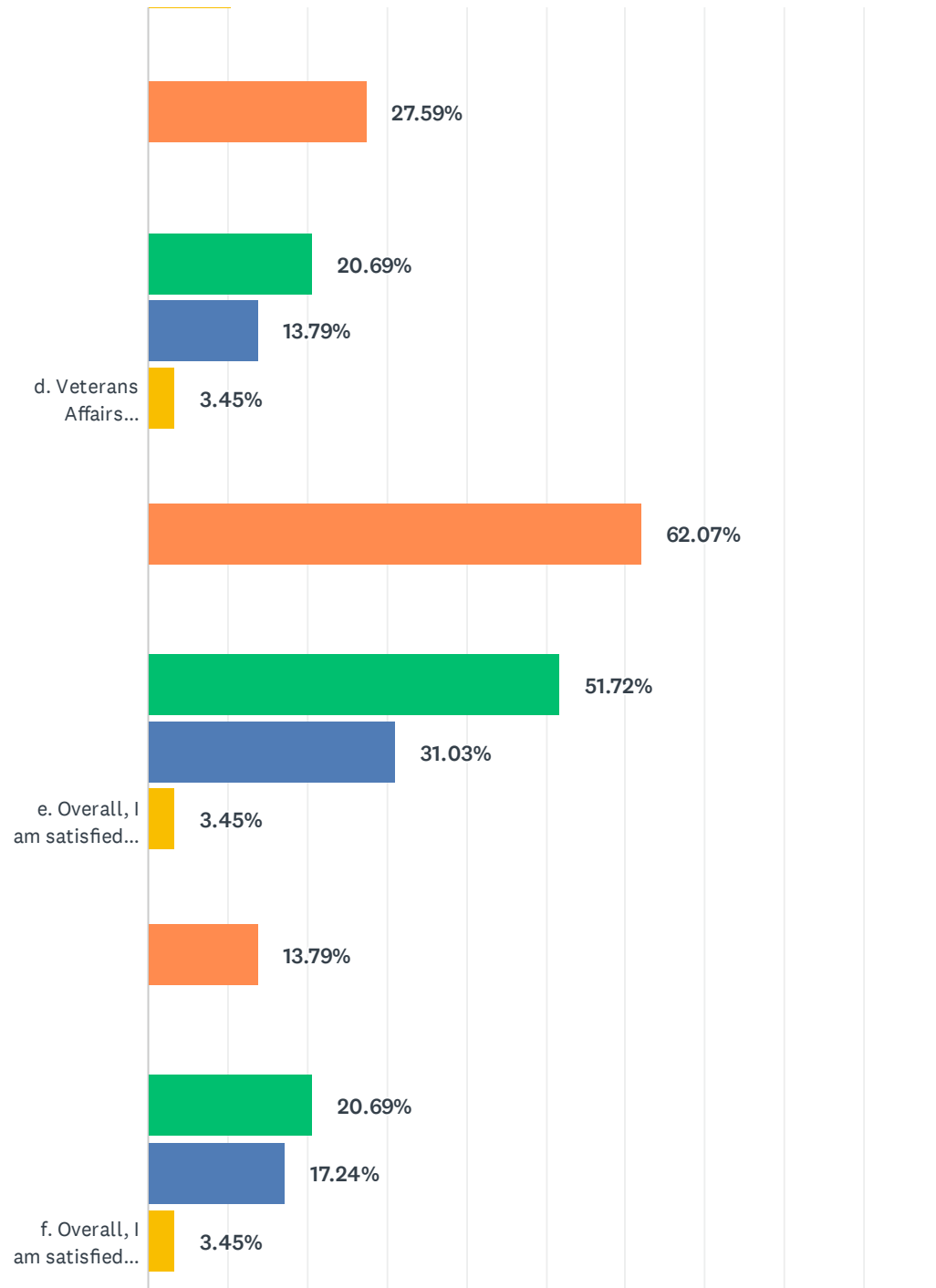


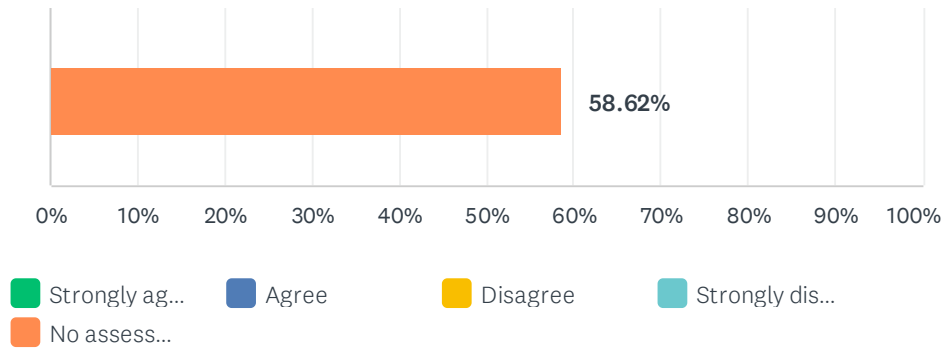
	STRONGLY AGREE	AGREE	DISAGREE	STRONGLY DISAGREE	NO ASSESSMENT	TOTAL	WEIGHTED AVERAGE
a. Career counseling services provide information to enhance career development.	32.14% 9	32.14% 9	0.00% 0	0.00% 0	35.71% 10	28	3.50
b. Disabilities Services are accessible and satisfactory.	28.57% 8	25.00% 7	3.57% 1	3.57% 1	39.29% 11	28	3.29
c. Overall, I am satisfied with Disabilities services.	32.14% 9	25.00% 7	3.57% 1	3.57% 1	35.71% 10	28	3.33
d. Overall, I am satisfied with Career services.	42.86% 12	32.14% 9	0.00% 0	0.00% 0	25.00% 7	28	3.57

Q9 Financial Aid and Veterans Affairs

Answered: 29 Skipped: 14



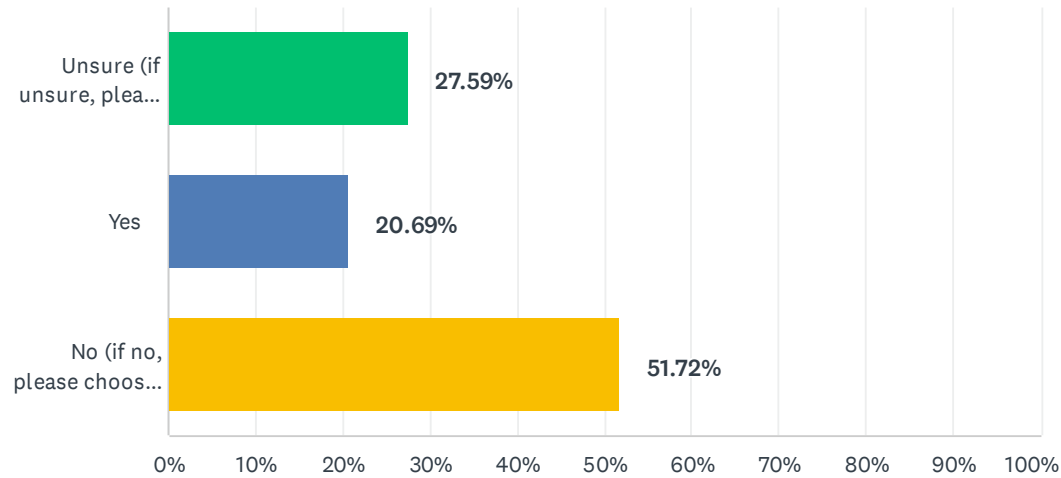




	STRONGLY AGREE	AGREE	DISAGREE	STRONGLY DISAGREE	NO ASSESSMENT	TOTAL	WEIGHTED AVERAGE
a. Financial Aid & Veterans Affairs staff provide accurate information to students in a timely manner.	48.28% 14	27.59% 8	3.45% 1	0.00% 0	20.69% 6	29	3.57
b. Financial Aid services are effective and efficient.	51.72% 15	24.14% 7	6.90% 2	0.00% 0	17.24% 5	29	3.54
c. There are an adequate number of Financial Aid workshops offered for students to learn about the financial aid process.	44.83% 13	17.24% 5	10.34% 3	0.00% 0	27.59% 8	29	3.48
d. Veterans Affairs services are effective and efficient.	20.69% 6	13.79% 4	3.45% 1	0.00% 0	62.07% 18	29	3.45
e. Overall, I am satisfied with services provided by Financial Aid staff.	51.72% 15	31.03% 9	3.45% 1	0.00% 0	13.79% 4	29	3.56
f. Overall, I am satisfied with services provided by the Veteran's Affairs staff.	20.69% 6	17.24% 5	3.45% 1	0.00% 0	58.62% 17	29	3.42

Q10 Title III is a grant funded program that provides summer-bridge events, first-year experience, and the transition center. Have you used any of these Title III programs?

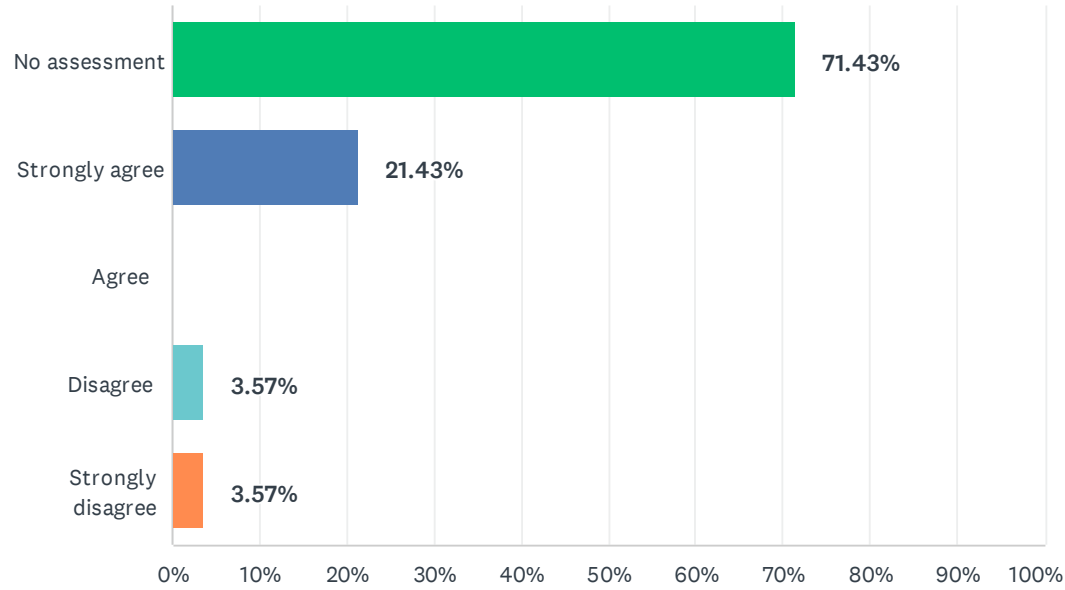
Answered: 29 Skipped: 14



ANSWER CHOICES	RESPONSES	
Unsure (if unsure, please choose 'No assessment' in Q11).	27.59%	8
Yes	20.69%	6
No (if no, please choose 'No assessment' in Q11).	51.72%	15
Total Respondents: 29		

Q11 Overall, I am satisfied with services provided by Title III / transition program staff.

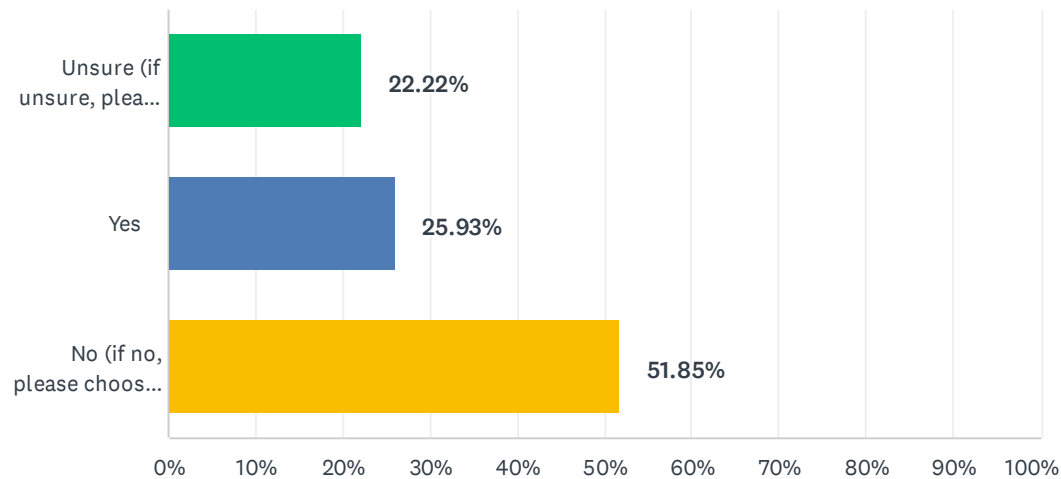
Answered: 28 Skipped: 15



ANSWER CHOICES	RESPONSES	
No assessment	71.43%	20
Strongly agree	21.43%	6
Agree	0.00%	0
Disagree	3.57%	1
Strongly disagree	3.57%	1
TOTAL		28

Q12 The Educational Opportunity Center is a federally funded program which provides outreach to students who would benefit from attending college, with pre-enrollment services including career workshops, free assistance with completing applications for college admission, testing, and financial aid). Did you have an opportunity to use any of the Educational Opportunity Center's pre-enrollment programs?

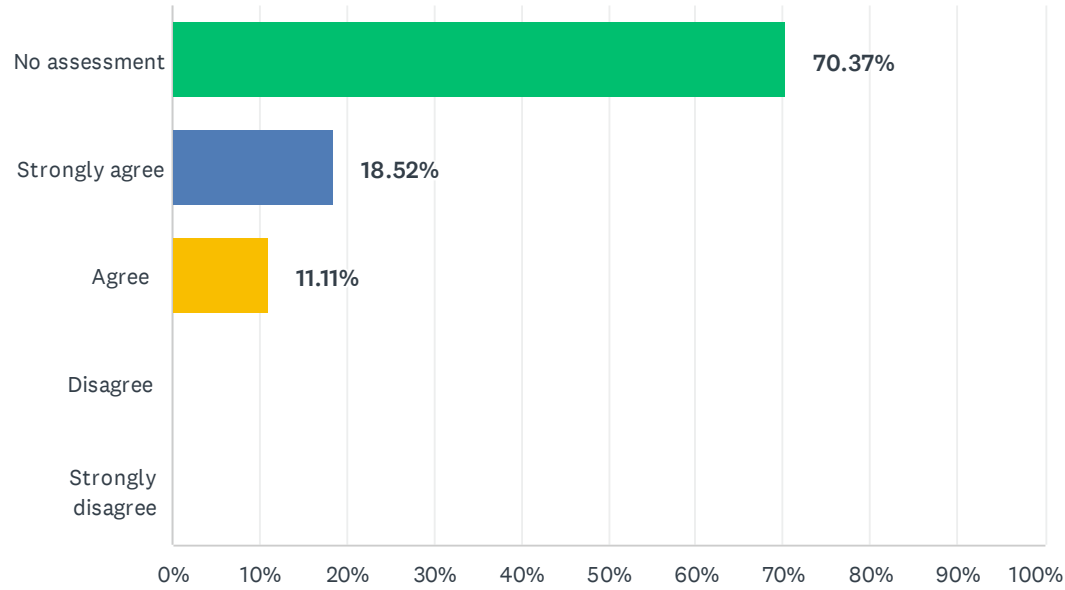
Answered: 27 Skipped: 16



ANSWER CHOICES	RESPONSES
Unsure (if unsure, please choose 'No assessment' in Q13).	22.22% 6
Yes	25.93% 7
No (if no, please choose 'No assessment' in Q13).	51.85% 14
Total Respondents: 27	

Q13 Overall, I am satisfied with services provided by the Educational Opportunity Center staff.

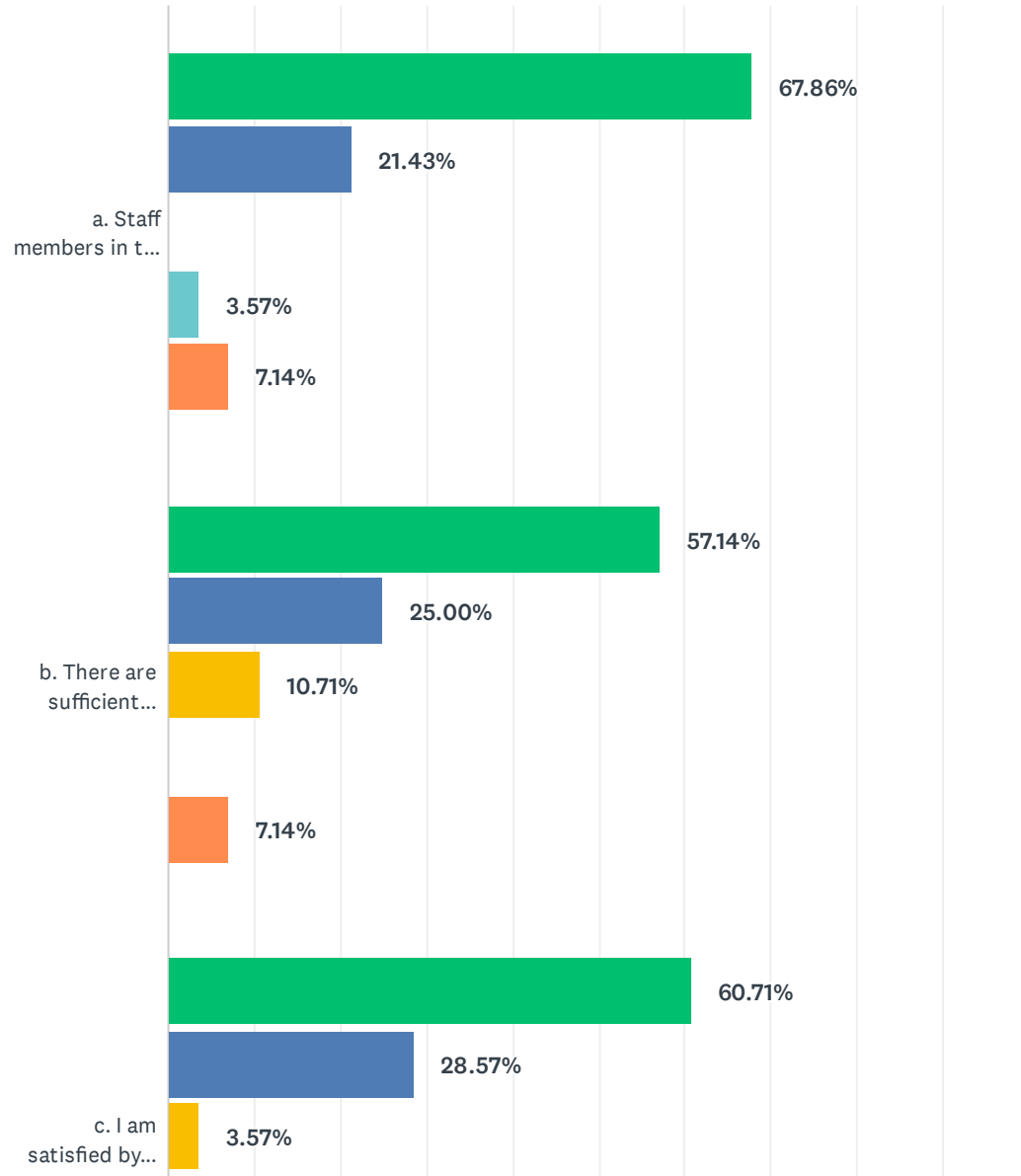
Answered: 27 Skipped: 16

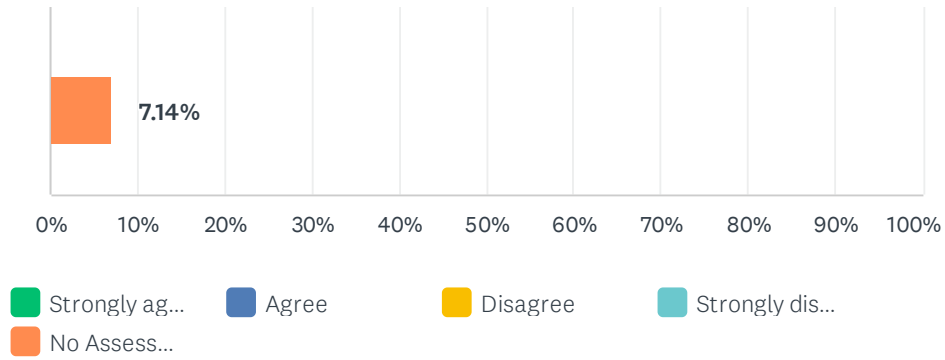


ANSWER CHOICES	RESPONSES	
No assessment	70.37%	19
Strongly agree	18.52%	5
Agree	11.11%	3
Disagree	0.00%	0
Strongly disagree	0.00%	0
TOTAL		27

Q14 Learning Commons

Answered: 28 Skipped: 15

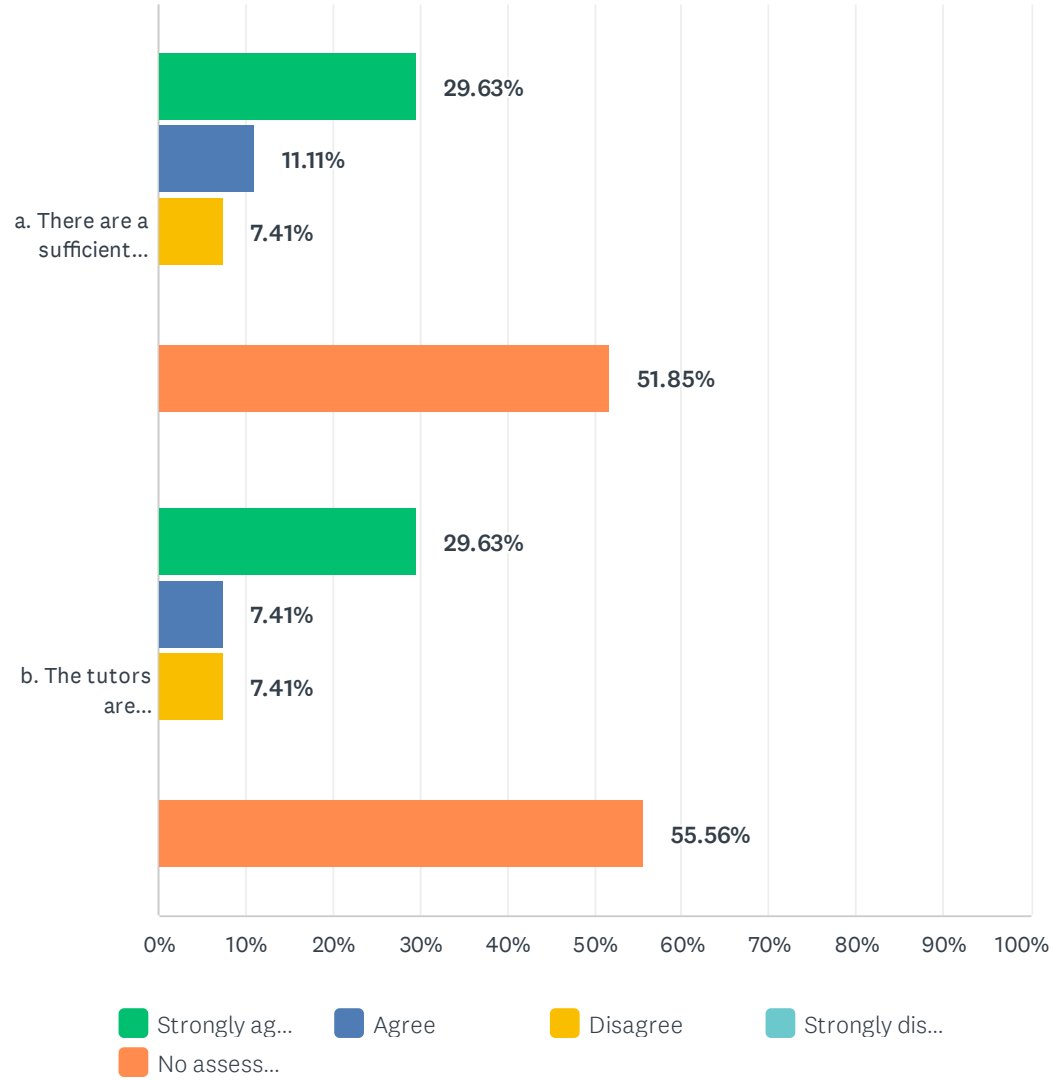




	STRONGLY AGREE	AGREE	DISAGREE	STRONGLY DISAGREE	NO ASSESSMENT	TOTAL	WEIGHTED AVERAGE
a. Staff members in the Learning Commons are friendly and knowledgeable.	67.86% 19	21.43% 6	0.00% 0	3.57% 1	7.14% 2	28	3.65
b. There are sufficient resources and spaces available within the Learning Commons to meet my needs.	57.14% 16	25.00% 7	10.71% 3	0.00% 0	7.14% 2	28	3.50
c. I am satisfied by the support provided by staff within the Learning Commons.	60.71% 17	28.57% 8	3.57% 1	0.00% 0	7.14% 2	28	3.62

Q15 Tutoring

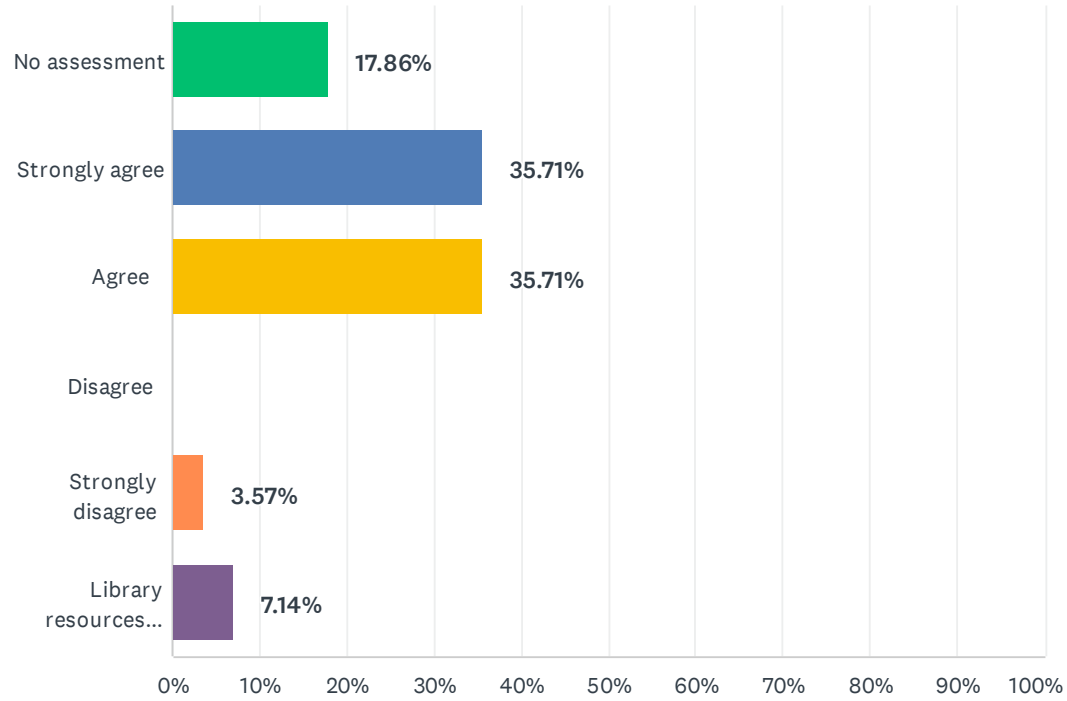
Answered: 27 Skipped: 16



	STRONGLY AGREE	AGREE	DISAGREE	STRONGLY DISAGREE	NO ASSESSMENT	TOTAL	WEIGHTED AVERAGE
a. There are a sufficient number of tutors available to help me in the Learning Commons.	29.63% 8	11.11% 3	7.41% 2	0.00% 0	51.85% 14	27	3.46
b. The tutors are knowledgeable and helpful.	29.63% 8	7.41% 2	7.41% 2	0.00% 0	55.56% 15	27	3.50

Q16 There are sufficient library resources and materials.

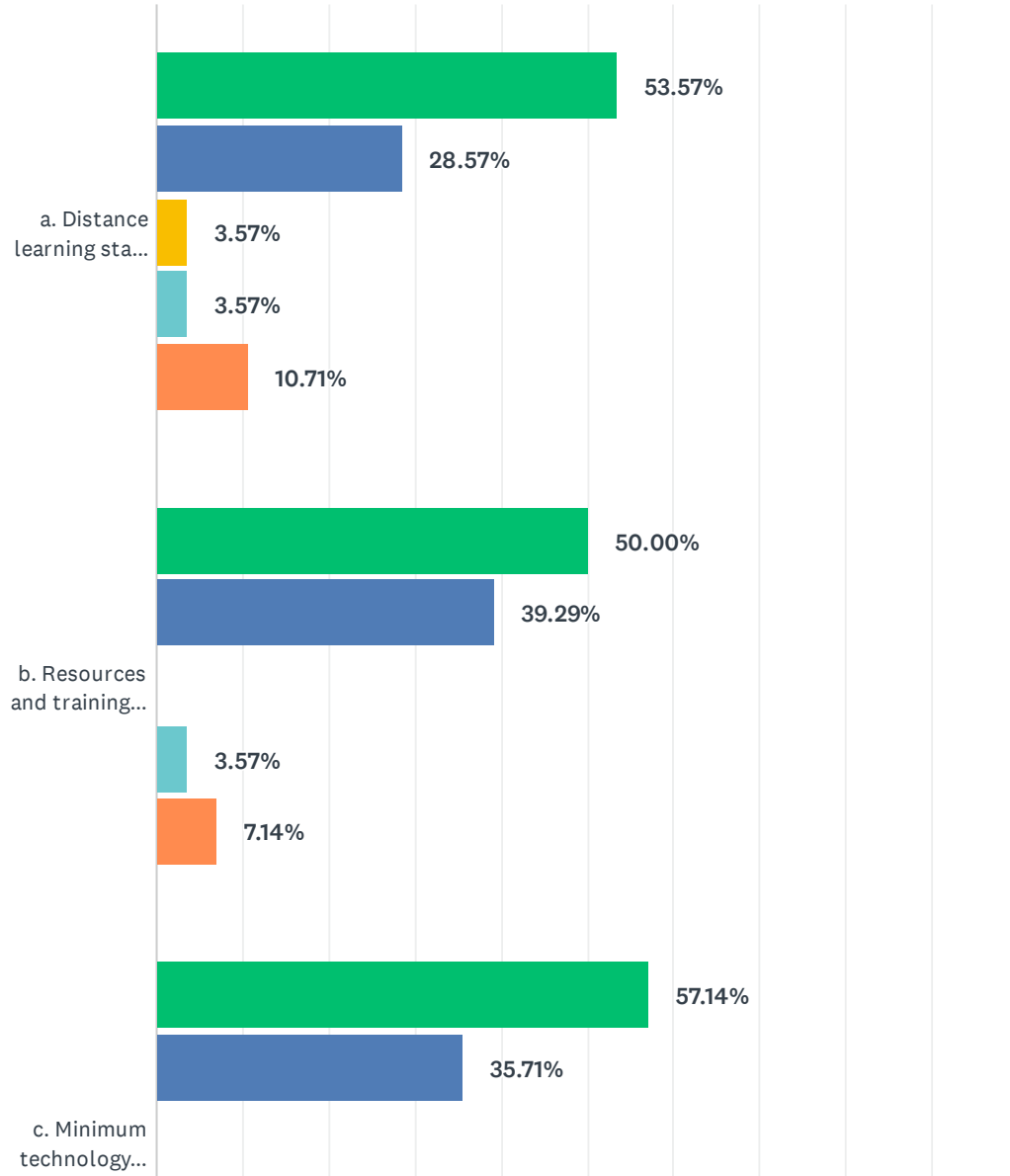
Answered: 28 Skipped: 15

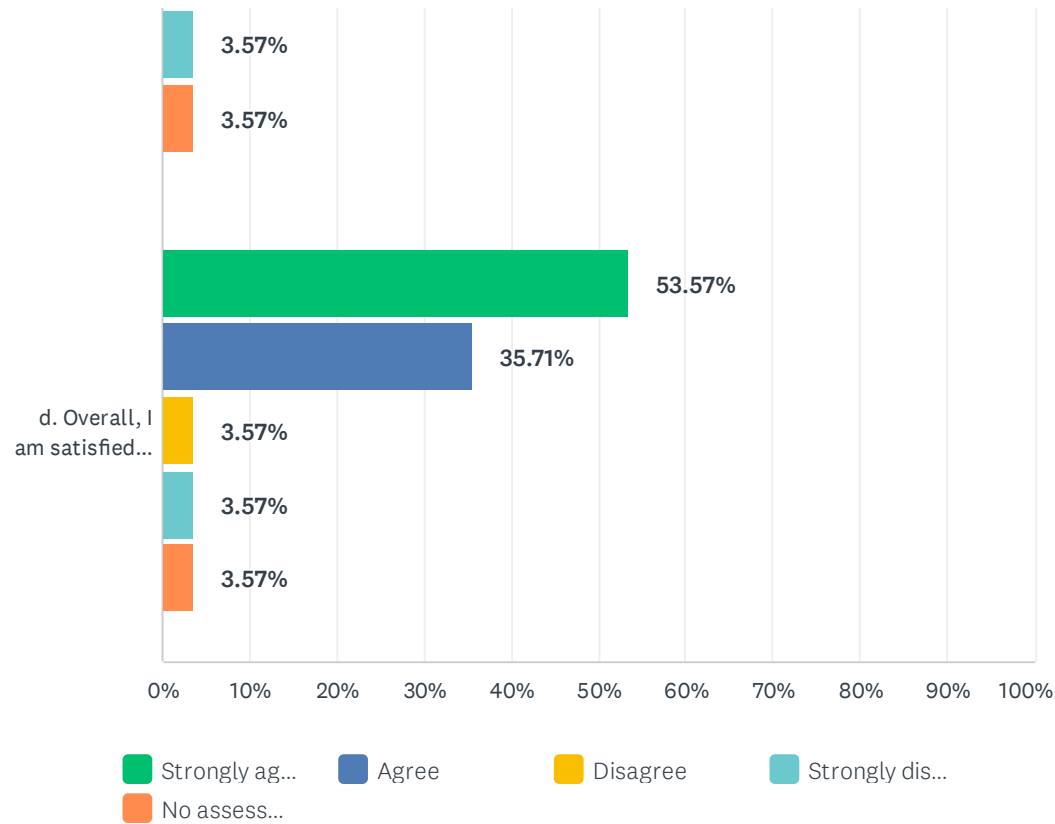


ANSWER CHOICES	RESPONSES	
No assessment	17.86%	5
Strongly agree	35.71%	10
Agree	35.71%	10
Disagree	0.00%	0
Strongly disagree	3.57%	1
Library resources comments:	7.14%	2
TOTAL	28	

Q17 Distance Learning

Answered: 28 Skipped: 15

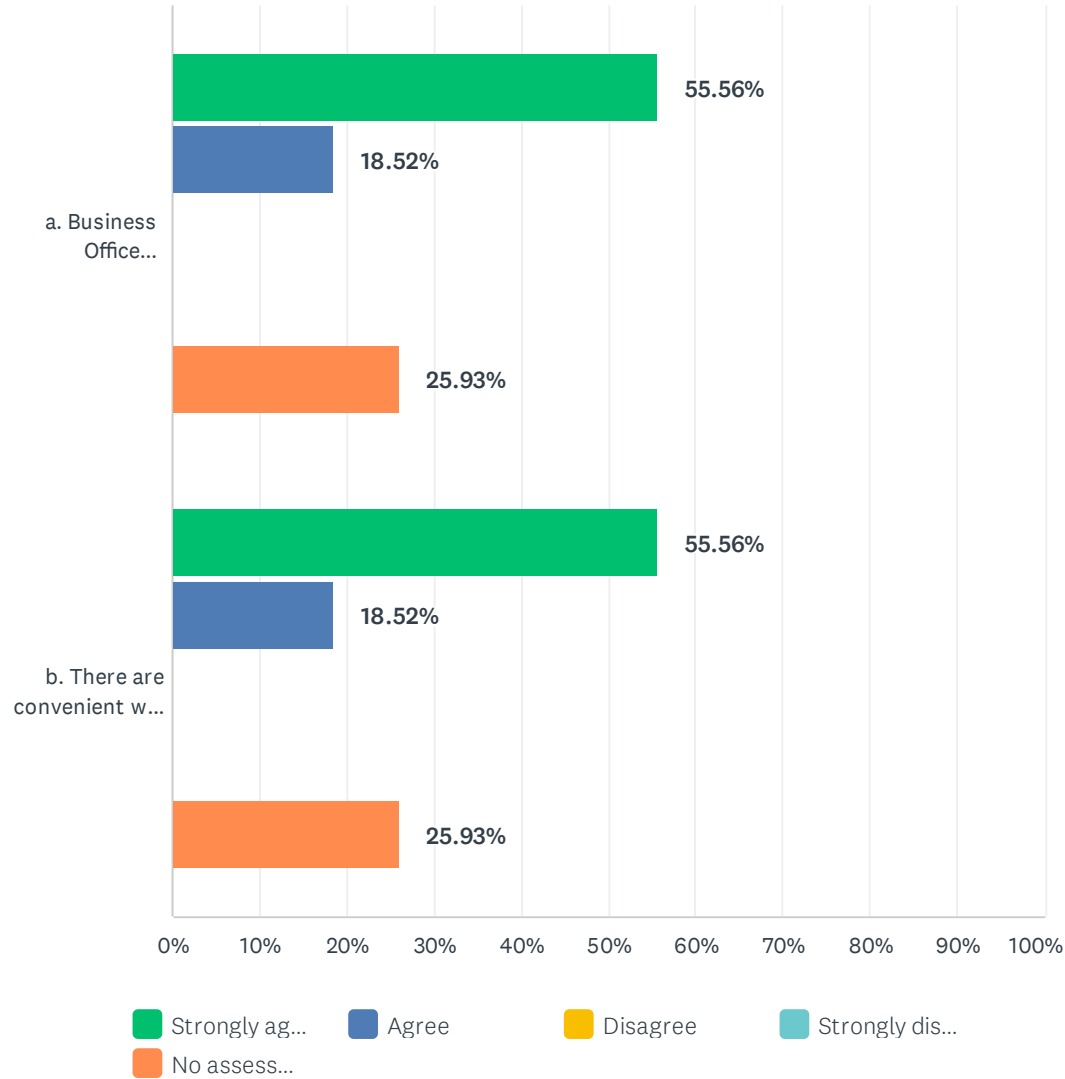




	STRONGLY AGREE	AGREE	DISAGREE	STRONGLY DISAGREE	NO ASSESSMENT	TOTAL	WEIGHTED AVERAGE
a. Distance learning staff are friendly and knowledgeable.	53.57% 15	28.57% 8	3.57% 1	3.57% 1	10.71% 3	28	3.48
b. Resources and training opportunities for using the learning management system are satisfactory.	50.00% 14	39.29% 11	0.00% 0	3.57% 1	7.14% 2	28	3.46
c. Minimum technology requirements for distance learning courses are clearly stated and information on how to obtain technologies is available.	57.14% 16	35.71% 10	0.00% 0	3.57% 1	3.57% 1	28	3.52
d. Overall, I am satisfied with distance learning services.	53.57% 15	35.71% 10	3.57% 1	3.57% 1	3.57% 1	28	3.44

Q18 Business Office (including cashier and other money-related services)

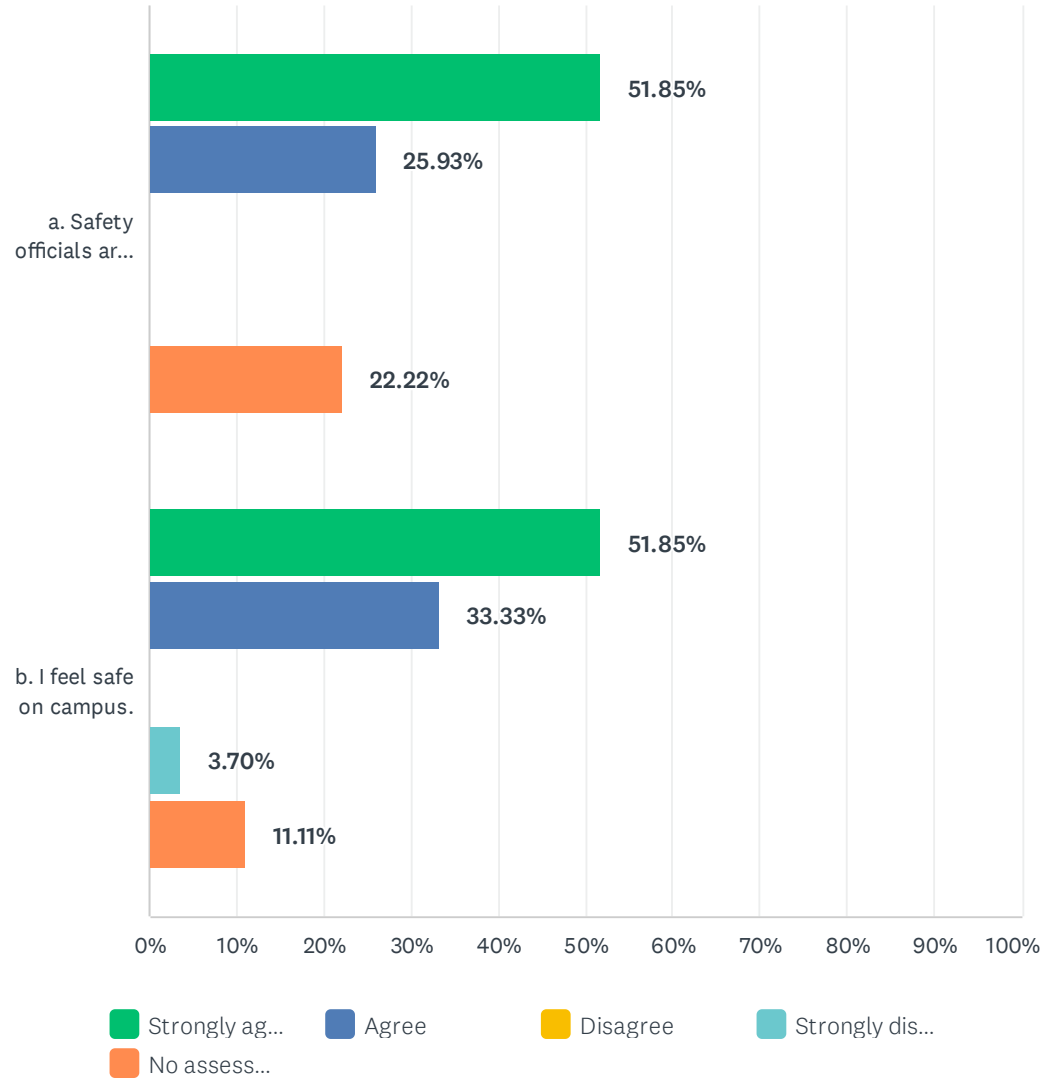
Answered: 27 Skipped: 16



	STRONGLY AGREE	AGREE	DISAGREE	STRONGLY DISAGREE	NO ASSESSMENT	TOTAL	WEIGHTED AVERAGE
a. Business Office personnel are helpful and meet my needs when I request assistance.	55.56% 15	18.52% 5	0.00% 0	0.00% 0	25.93% 7	27	3.75
b. There are convenient ways of paying my tuition and fees.	55.56% 15	18.52% 5	0.00% 0	0.00% 0	25.93% 7	27	3.75

Q19 College Safety

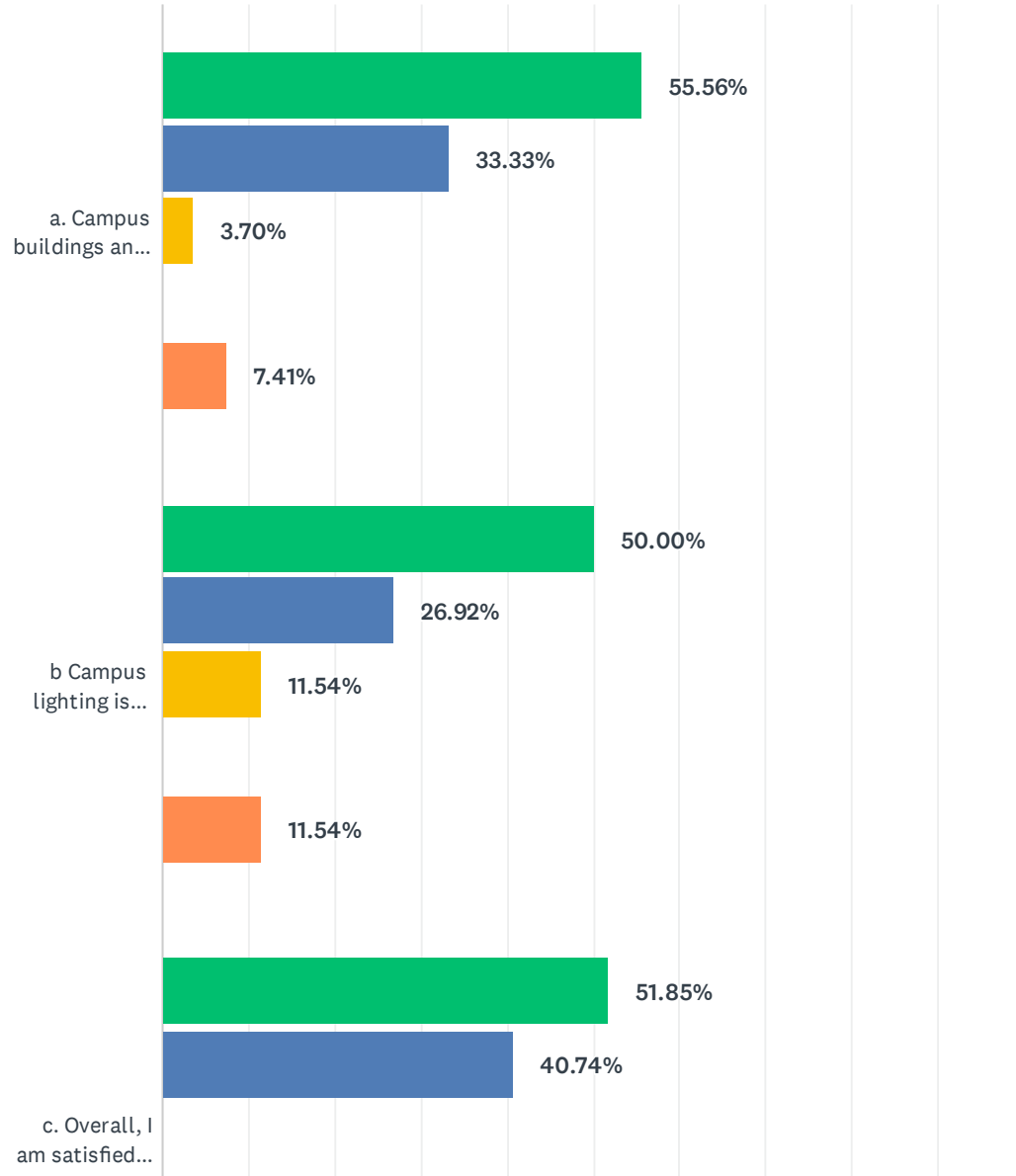
Answered: 27 Skipped: 16

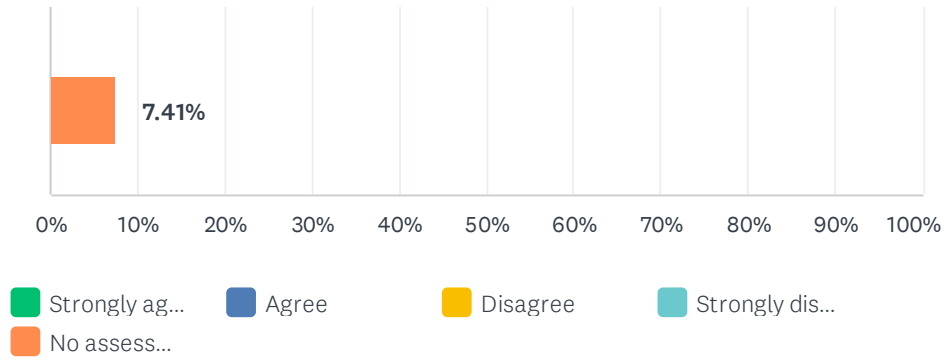


	STRONGLY AGREE	AGREE	DISAGREE	STRONGLY DISAGREE	NO ASSESSMENT	TOTAL	WEIGHTED AVERAGE
a. Safety officials are helpful.	51.85% 14	25.93% 7	0.00% 0	0.00% 0	22.22% 6	27	3.67
b. I feel safe on campus.	51.85% 14	33.33% 9	0.00% 0	3.70% 1	11.11% 3	27	3.50

Q20 Facility Services

Answered: 27 Skipped: 16

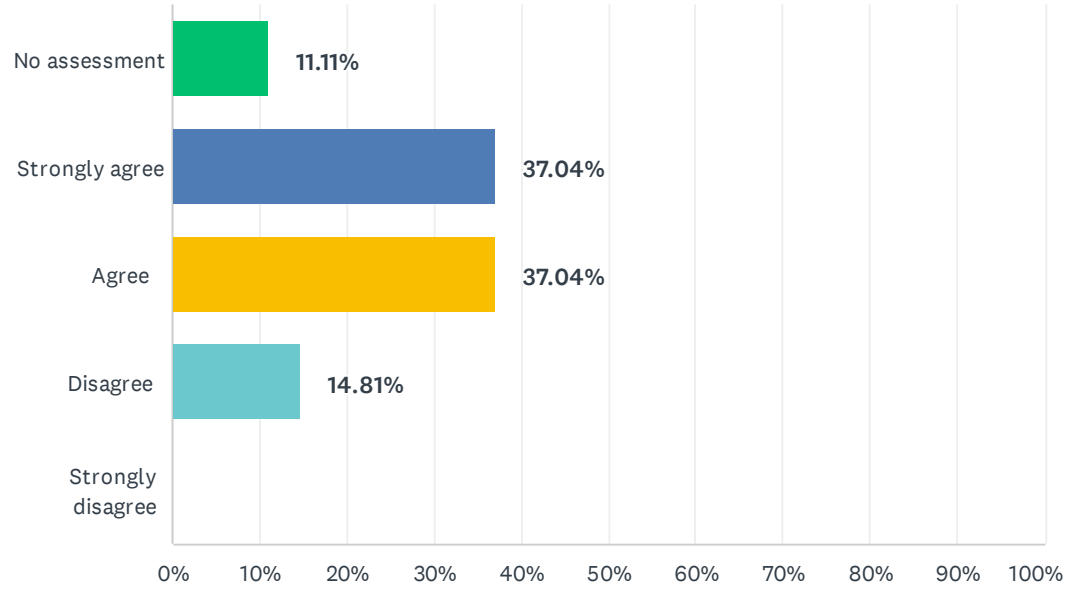




	STRONGLY AGREE	AGREE	DISAGREE	STRONGLY DISAGREE	NO ASSESSMENT	TOTAL	WEIGHTED AVERAGE
a. Campus buildings and grounds are kept clean and maintained regularly.	55.56% 15	33.33% 9	3.70% 1	0.00% 0	7.41% 2	27	3.56
b Campus lighting is adequate.	50.00% 13	26.92% 7	11.54% 3	0.00% 0	11.54% 3	26	3.43
c. Overall, I am satisfied with facility services.	51.85% 14	40.74% 11	0.00% 0	0.00% 0	7.41% 2	27	3.56

Q21 Overall, I am satisfied with the bookstore.

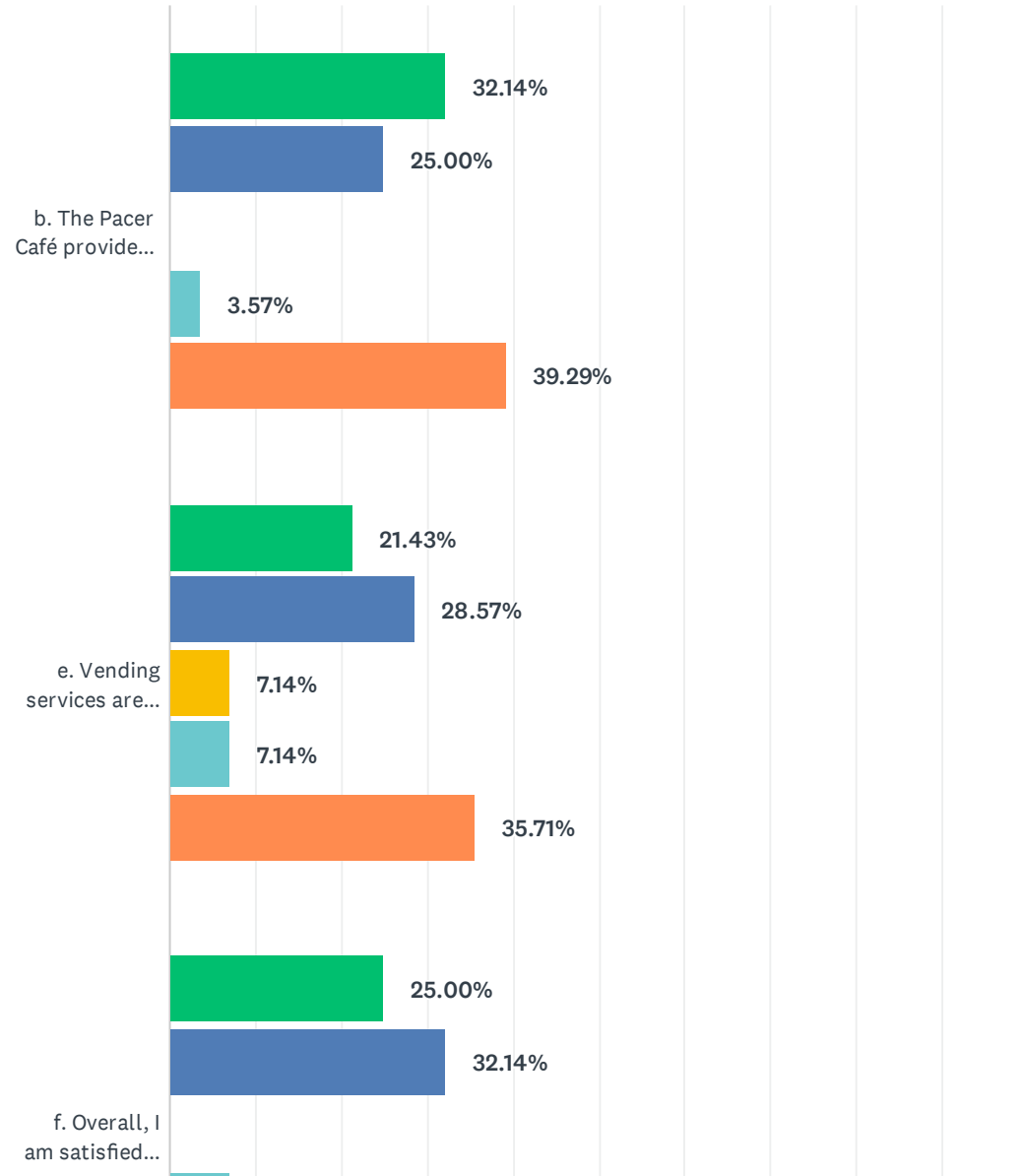
Answered: 27 Skipped: 16

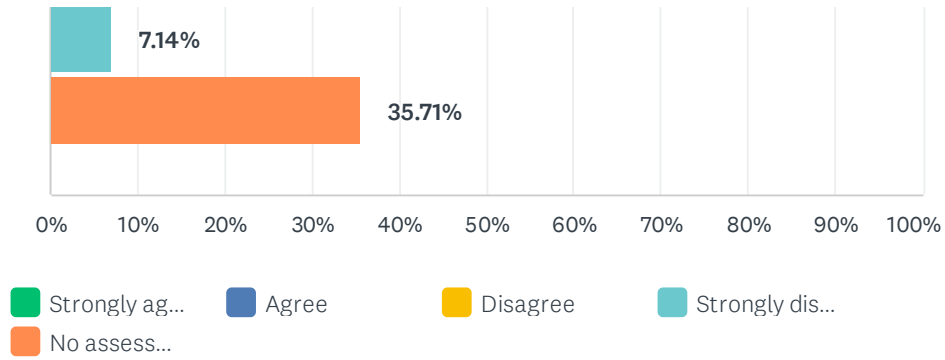


ANSWER CHOICES	RESPONSES
No assessment	11.11% 3
Strongly agree	37.04% 10
Agree	37.04% 10
Disagree	14.81% 4
Strongly disagree	0.00% 0
TOTAL	27

Q22 Food Service

Answered: 28 Skipped: 15

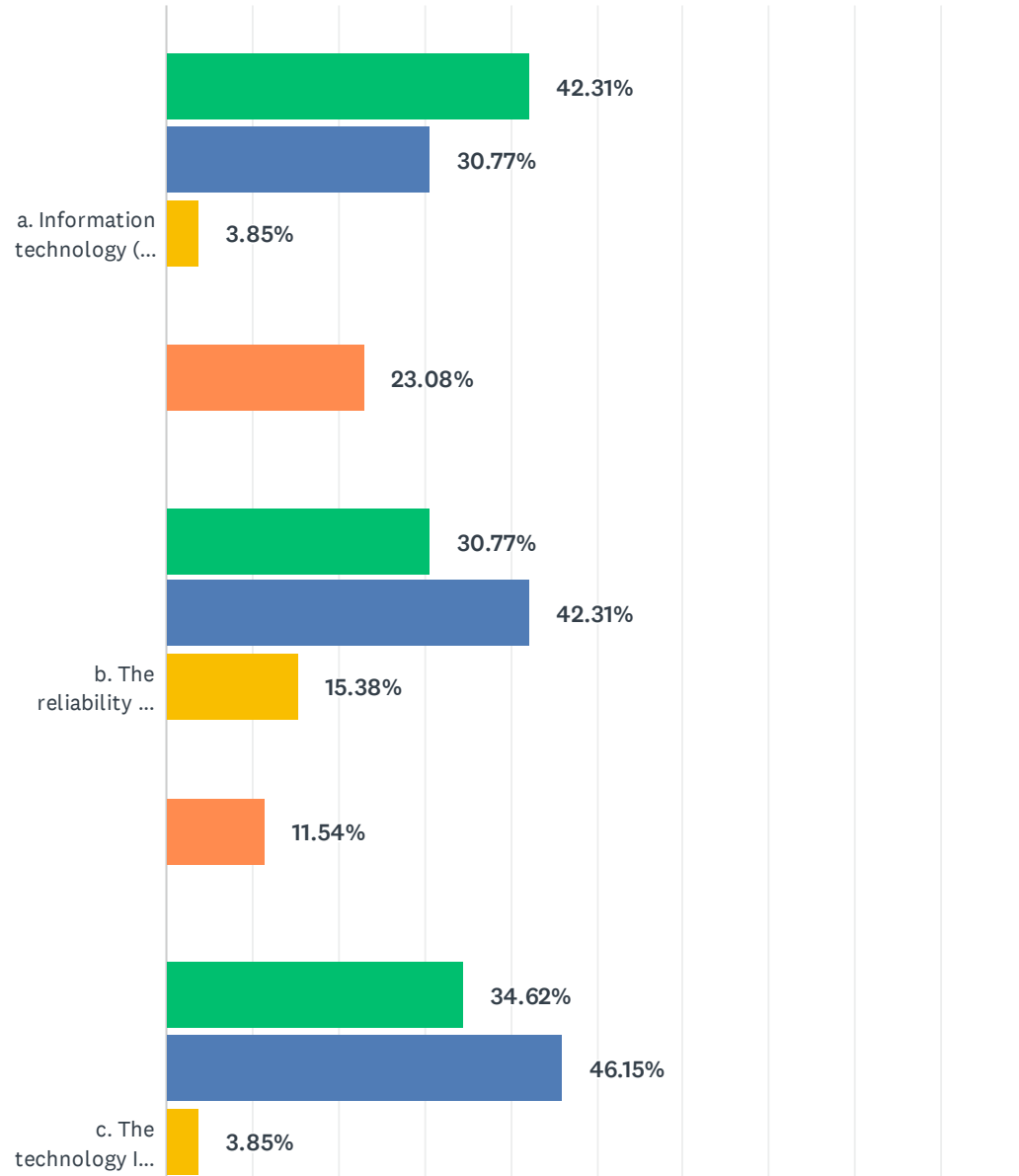


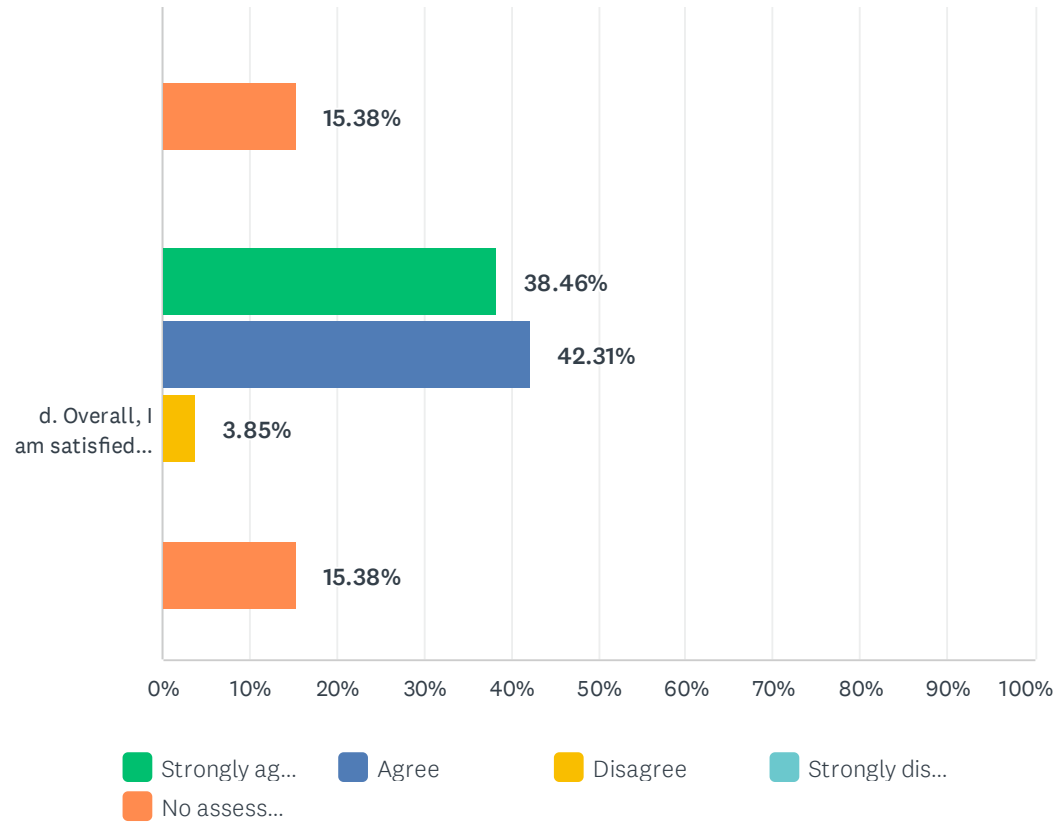


	STRONGLY AGREE	AGREE	DISAGREE	STRONGLY DISAGREE	NO ASSESSMENT	TOTAL	WEIGHTED AVERAGE
b. The Pacer Café provides a satisfactory selection of food and beverages.	32.14% 9	25.00% 7	0.00% 0	3.57% 1	39.29% 11	28	3.41
e. Vending services are satisfactory.	21.43% 6	28.57% 8	7.14% 2	7.14% 2	35.71% 10	28	3.00
f. Overall, I am satisfied with food services.	25.00% 7	32.14% 9	0.00% 0	7.14% 2	35.71% 10	28	3.17

Q23 Information Technology

Answered: 26 Skipped: 17

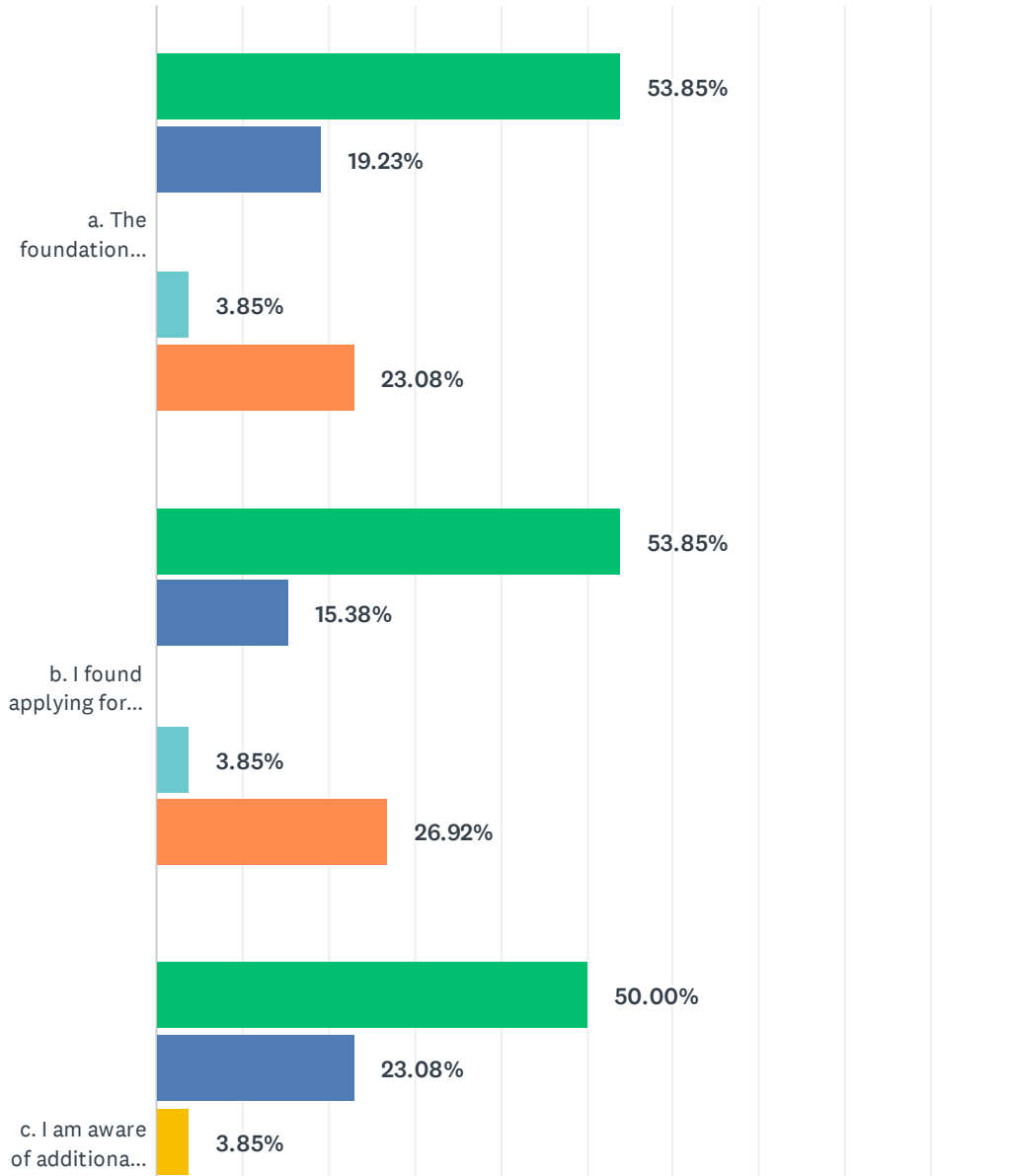


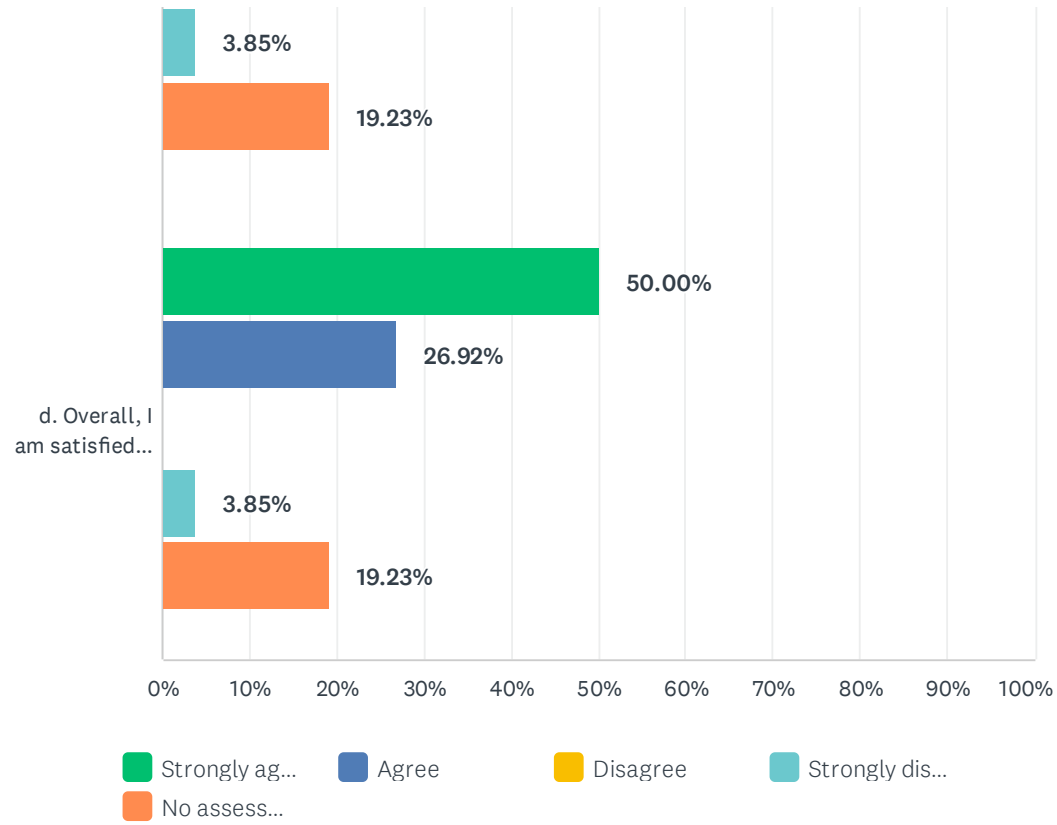


	STRONGLY AGREE	AGREE	DISAGREE	STRONGLY DISAGREE	NO ASSESSMENT	TOTAL	WEIGHTED AVERAGE
a. Information technology (IT) staff are friendly and knowledgeable.	42.31% 11	30.77% 8	3.85% 1	0.00% 0	23.08% 6	26	3.50
b. The reliability of the internet connection is satisfactory.	30.77% 8	42.31% 11	15.38% 4	0.00% 0	11.54% 3	26	3.17
c. The technology I use at PCC is satisfactory.	34.62% 9	46.15% 12	3.85% 1	0.00% 0	15.38% 4	26	3.36
d. Overall, I am satisfied with services provided by IT.	38.46% 10	42.31% 11	3.85% 1	0.00% 0	15.38% 4	26	3.41

Q24 Foundation Office

Answered: 26 Skipped: 17

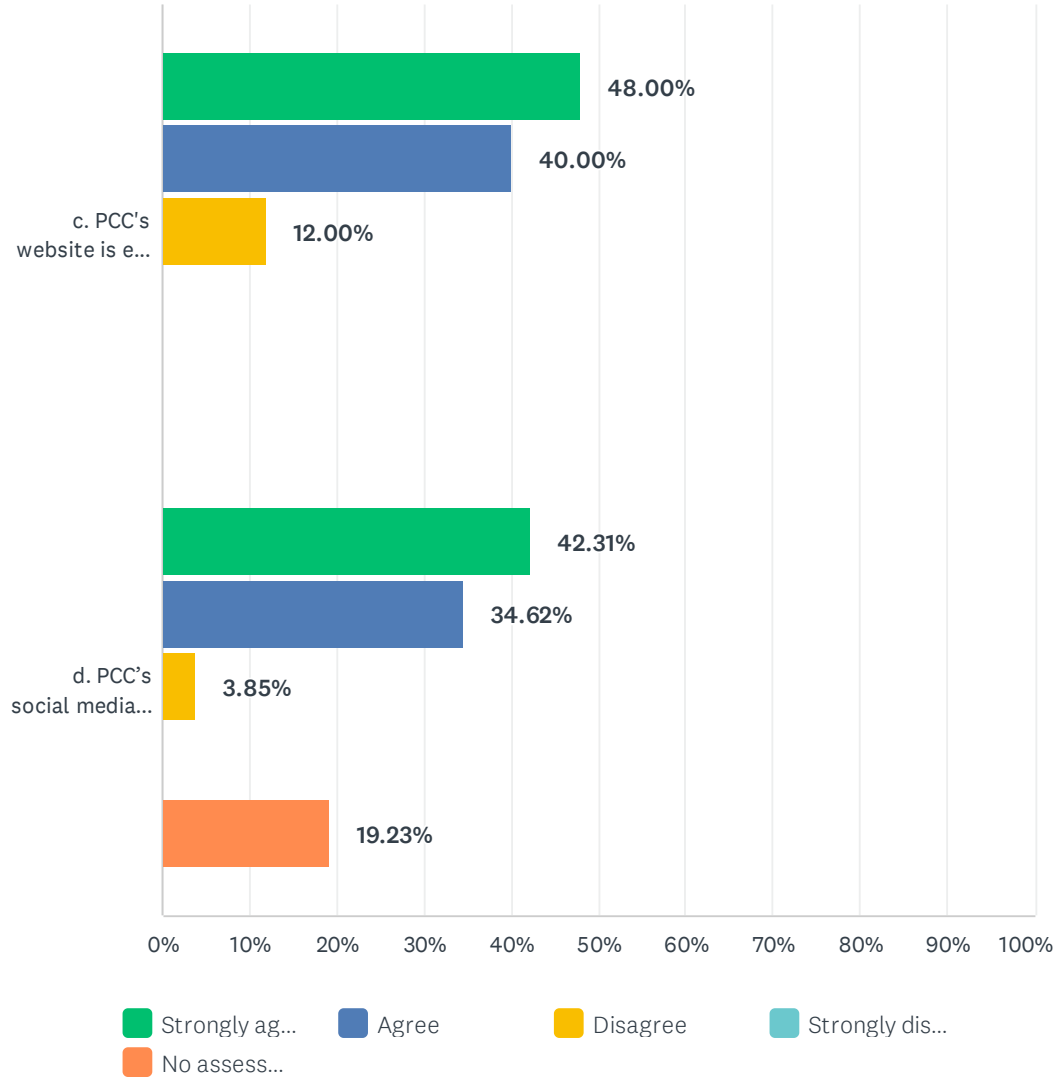




	STRONGLY AGREE	AGREE	DISAGREE	STRONGLY DISAGREE	NO ASSESSMENT	TOTAL	WEIGHTED AVERAGE
a. The foundation office staff are friendly and knowledgeable.	53.85% 14	19.23% 5	0.00% 0	3.85% 1	23.08% 6	26	3.60
b. I found applying for a PCC Foundation scholarship to be easy.	53.85% 14	15.38% 4	0.00% 0	3.85% 1	26.92% 7	26	3.63
c. I am aware of additional opportunities for financial support through the Foundation's Emergency Fund program.	50.00% 13	23.08% 6	3.85% 1	3.85% 1	19.23% 5	26	3.48
d. Overall, I am satisfied with services provided by the foundation office.	50.00% 13	26.92% 7	0.00% 0	3.85% 1	19.23% 5	26	3.52

Q25 Communications

Answered: 26 Skipped: 17



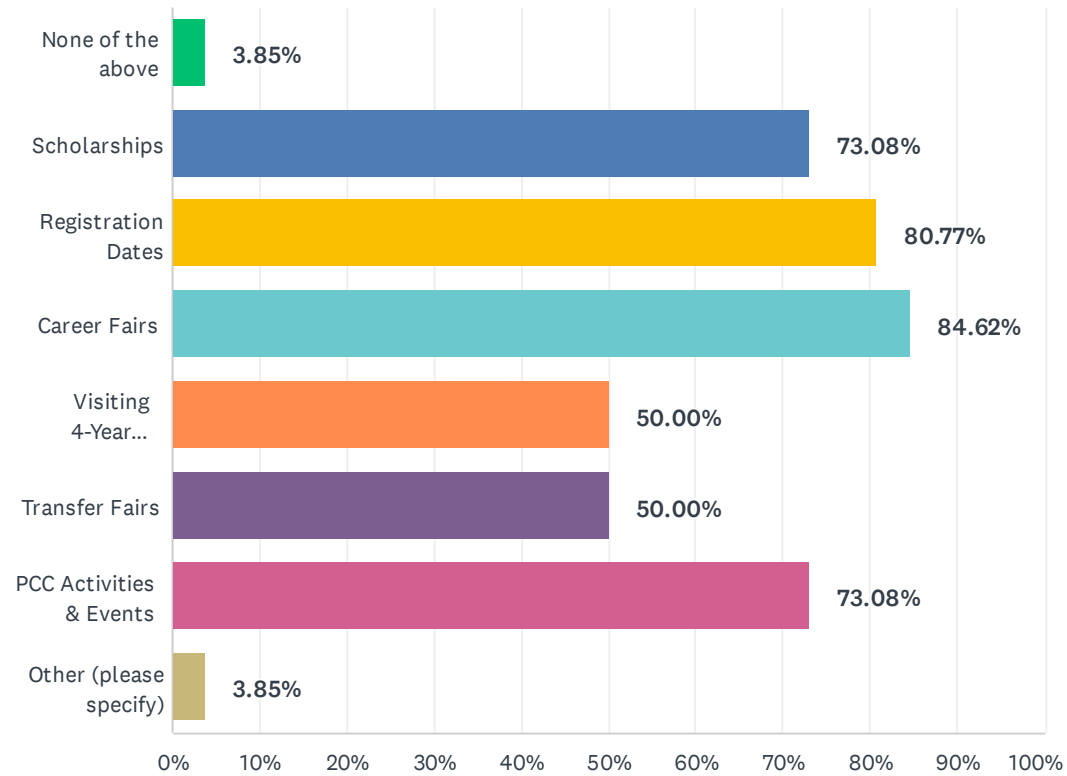
	STRONGLY AGREE	AGREE	DISAGREE	STRONGLY DISAGREE	NO ASSESSMENT	TOTAL	WEIGHTED AVERAGE
c. PCC's website is easy to navigate.	48.00% 12	40.00% 10	12.00% 3	0.00% 0	0.00% 0	25	3.36
d. PCC's social media is a good way to find out about College activities and news.	42.31% 11	34.62% 9	3.85% 1	0.00% 0	19.23% 5	26	3.48

Q26 Communications If you are interested in sharing your student success story please enter your name and email below or email Daniel at daniel.statum@piedmontcc.edu

Answered: 2 Skipped: 41

Q27 Which of the following activities and information have you seen advertised? (choose all that apply)

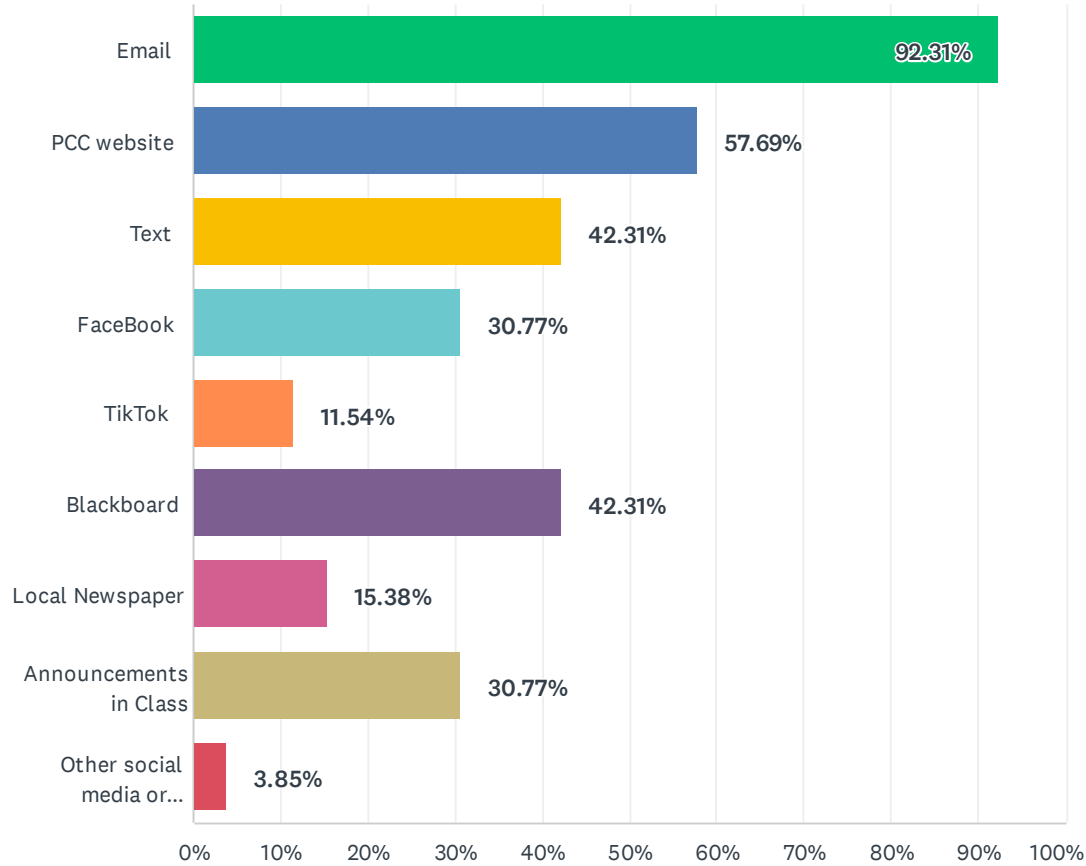
Answered: 26 Skipped: 17



ANSWER CHOICES	RESPONSES	
None of the above	3.85%	1
Scholarships	73.08%	19
Registration Dates	80.77%	21
Career Fairs	84.62%	22
Visiting 4-Year Institutions	50.00%	13
Transfer Fairs	50.00%	13
PCC Activities & Events	73.08%	19
Other (please specify)	3.85%	1
Total Respondents: 26		

Q28 How would you like to find out about things happening at PCC?

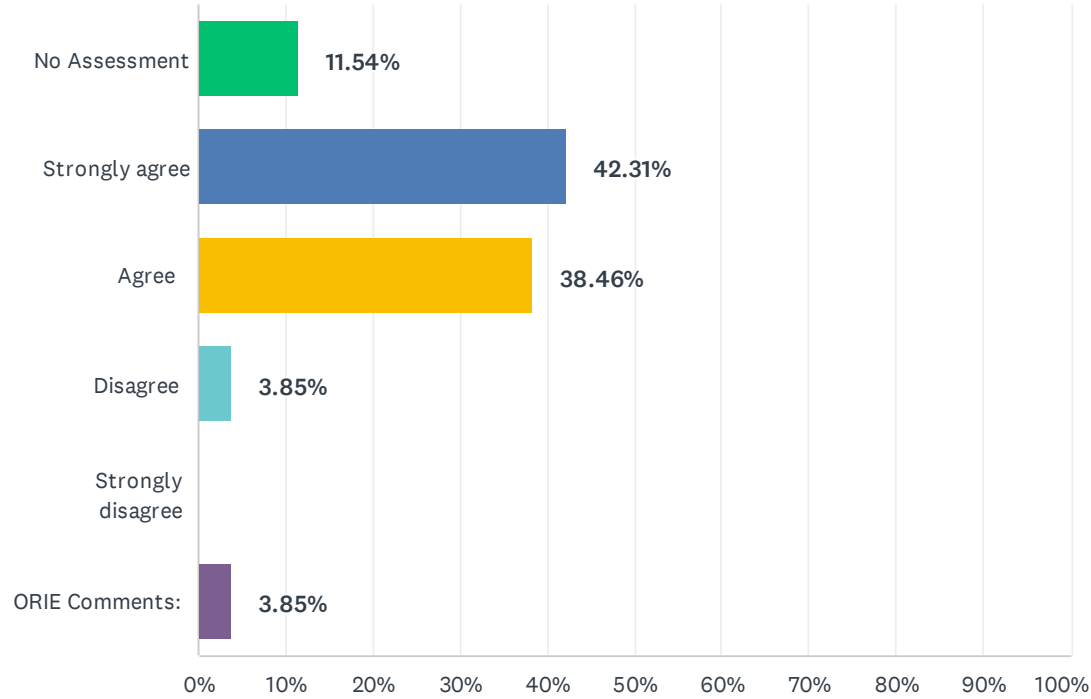
Answered: 26 Skipped: 17



ANSWER CHOICES	RESPONSES	
Email	92.31%	24
PCC website	57.69%	15
Text	42.31%	11
FaceBook	30.77%	8
TikTok	11.54%	3
Blackboard	42.31%	11
Local Newspaper	15.38%	4
Announcements in Class	30.77%	8
Other social media or different type of contact:	3.85%	1
Total Respondents: 26		

Q29 I am given the opportunity to provide adequate input about the College.

Answered: 26 Skipped: 17



ANSWER CHOICES	RESPONSES	
No Assessment	11.54%	3
Strongly agree	42.31%	11
Agree	38.46%	10
Disagree	3.85%	1
Strongly disagree	0.00%	0
ORIE Comments:	3.85%	1
TOTAL	26	

Q30 In conclusion, please state any additional comments or suggestions below:

Answered: 6 Skipped: 37